

TECHNICAL MANUAL

ORGANIZATIONAL, DIRECT SUPPORT, GENERAL SUPPORT,
AND DEPOT MAINTENANCE REPAIR PARTS AND SPECIAL TOOLS LISTS

BALLOON INFLATION AND LAUNCHING DEVICE ML-594/U

(FSN 6660-999-2663)

TECHNICAL MANUAL }
No. 11-6660-238-25P }

HEADQUARTERS
DEPARTMENT OF THE ARMY
WASHINGTON, D. C., 18 January 1972

**Organizational, Direct Support, General Support, and Depot
Maintenance Repair Parts and Special Tools Lists**

**BALLOON INFLATION AND LAUNCHING DEVICE ML-594/U
(FSN 6660-999-2663)**

Current as of 24 May 1971

	Paragraph	Page
SECTION I. INTRODUCTION		
Scope	1-1	1-1
General	1-2	1-1
Explanation of columns	1-3	1-1
Special information	1-4	1-3
Location of repair parts	1-5	1-3
Federal supply codes for manufacturers	1-6	1-4
Reporting of equipment publication improvements	1-7	1-4
II. PRESCRIBED LOAD ALLOWANCE		2-1
III. REPAIR PARTS FOR ORGANIZATIONAL MAINTENANCE		3-1
SPECIAL TOOLS, TEST, AND SUPPORT EQUIPMENT FOR ORGANIZATIONAL MAINTENANCE (NOT APPLICABLE)		
IV. REPAIR PARTS FOR DIRECT SUPPORT, GENERAL SUPPORT, AND DEPOT MAINTENANCE		4-1
SPECIAL TOOLS, TEST, AND SUPPORT EQUIPMENT FOR DIRECT SUPPORT, GENERAL SUPPORT, AND DEPOT MAINTENANCE (NOT APPLICABLE)		
V. INDEX-FEDERAL STOCK NUMBER CROSS-REFERENCE TO FIGURE AND ITEM NUMBER OR REFERENCE DESIGNATION		5-1
VI. INDEX-REFERENCE NUMBER CROSS-REFERENCE TO FIGURE NUMBER AND REFERENCE DESIGNATION OR ITEM NUMBER		6-1
VII. INDEX-REFERENCE DESIGNATION CROSS-REFERENCE TO PAGE NUMBER		7-1

*This manual supersedes TM 11-6660-238-25P, 29 September 1966.

SECTION I

INTRODUCTION

1-1. Scope

This manual lists repair parts required for the performance or organizational, direct support, general support, and depot maintenance of the ML-594/U.

1-2. General

This Repair Parts List is divided into the following sections:

a. Prescribed Load Allowance (PLA)- Section II. A composite listing of repair parts having quantitative allowances for initial stockage at the organizational level.

b. Repair Parts for Organizational Maintenance-Section III. A list of repair parts authorized for the performance of maintenance at the organizational level.

c. Repair Parts for Direct Support, General Support, and Depot Maintenance-Section IV. A list of repair parts authorized for the performance of maintenance at the direct support, general support, and depot level.

d. Index-Federal Stock Number Cross-Reference to Figure and Item Number or Reference Designation-Section V. A list of Federal stock numbers in ascending numerical sequence, cross-referenced to the illustration figure number and reference designation. Where applicable the reference designation is followed by the item number in parentheses.

e. Index-Reference Number Cross-Reference to Figure Number and Reference Designation or Item Number-Section VI. A list of reference numbers appearing in ascending alpha-numeric sequence, cross-referenced to figure number and reference designation. Where applicable the reference designation is followed by the item number in parentheses.

f. Index-Reference Designation Cross-Reference to Page Number-Section VII. A list of reference designations cross-referenced to page numbers.

1-3. Explanation of Columns

The following provides an explanation of columns in the tabular lists:

a. Source, Maintenance, and Recoverability Codes (SMR).

(1) Source code indicates the selection status and source for the listed item. Source codes are -

Code

Explanation

P-Repair parts which are stocked in or supplied from the GSA/GSA, or Army supply system and authorized for use at indicated maintenance categories.

P2-Repair parts which are procured and stocked for insurance purposes because the combat or military essentiality of the end item dictates that a minimum quantity be available in the supply system.

P9-Assigned to items which are NSA design controlled: unique. repair parts, special tools, test, measuring and diagnostic equipment, which are stocked and supplied by the Army COMSEC logistic system, and which are not subject to the provisions of AR 380-41.

P10-Assigned to items which are NSA design controlled: special tools, test, measuring and diagnostic equipment for COMSEC support, which are accountable under the provisions of AR 380-41, and which are stocked and supplied by the Army COMSEC logistic system.

M-Repair parts which are not procured or stocked, but are to be manufactured in indicated maintenance levels.

A-Assemblies which are not procured or stocked as such, but are made up of two or more units. Such component units carry individual stock numbers and descriptions, are procured and stocked separately, and can be assembled to form the required assembly at indicated maintenance categories.

X-Parts and assemblies which are not procured or stocked and the mortality of which normally is below that of the applicable end item or component. The failure of such part or assembly should result in retirement of the end item from the supply system.

X1-Repair parts which are not procured or stocked. The requirement for such items will be filled by use of the next higher assembly or component.

X2-Repair parts which are not stocked. The indicated maintenance category requir-

ing such repair parts will attempt to obtain same through cannibalization. Where such repair parts are not obtainable through cannibalization, requirements will be requisitioned, with accompanying justification, through normal supply channels.

G-Major assemblies that are procured with PEMA funds for initial issue only as exchange assemblies at DSU and GSU level. These assemblies will not be stocked above direct support and general support level or returned to depot supply level.

(2) Maintenance code indicates the lowest category of maintenance authorized to install the listed item. The maintenance level codes are-

Code

Explanation

C. . . Operator/crew

O. . . Organizational maintenance

F. . . Direct support maintenance

H. . . General support maintenance

D. . . Depot maintenance

(3) Recoverability code indicates whether unserviceable items should be returned for recovery or salvage. Items not coded are expendable. Recoverability codes are-

Code

Explanation

R-Repair parts and assemblies that are economically repairable at DSU and GSU activities and are normally furnished by supply on an exchange basis.

S-Repair parts and assemblies which are economically repairable at DSU and GSU activities and which normally are furnished by supply on an exchange basis. When items are determined by GSU to be uneconomically repairable, they will be evacuated to a depot for evaluation and analysis before final disposition.

T-High dollar value recoverable repair parts which are subject to special handling and are issued on an exchange basis. Such repair parts normally are repaired or overhauled at depot maintenance activities.

U-Repair parts specifically selected for salvage by reclamation units because of precious metal content, critical materials, or high dollar value reusable castings or castings.

b. *Federal Stock Number.* Indicates the Fed-

eral stock number assigned to the item and will be used for requisitioning purposes.

c. *Description.* Indicates the Federal item name and any additional description of the item required. The index number has been included as part of the description to aid in the location of "same as" items. A part number or other reference number is followed by the applicable five-digit Federal supply code for manufacturers in parentheses.

d. *Unit of Measure (U/M).* A two-character alphabetic abbreviation indicating the amount or quantity of the item upon which the allowances are based; e.g., ft, ea, pr, etc.

e. *Quantity Incorporated in Unit.* Indicates the quantity of the item used in the ML-594/U. Subsequent appearances of the same item in the same assembly are indicated by the letters "REF".

f. *15-Day Organizational Maintenance Allowances.*

(1) The allowance columns are divided into four subcolumns. Indicated in each subcolumn, opposite the first appearance of each item, is the total quantity of items authorized for the number of equipments supported. Subsequent appearances of the same item will have the letters "REF" in the allowance columns. Items authorized for use as required, but not for initial stockage, are identified with an asterisk in the allowance column.

(2) The quantitative allowances for organizational level of maintenance represents one initial prescribed load for a 15-day period for the number of equipments supported. Units and organizations authorized additional prescribed loads will multiply the number of prescribed loads authorized by the quantity of repair parts reflected in the appropriate density column to obtain the total quantity of repair parts authorized.

(3) Organizational units providing maintenance for more than 100 of these equipments shall determine the total quantity of parts required by converting the equipment quantity to a decimal factor by placing a decimal point before the next to last digit of the number to indicate hundredths, and multiplying the decimal factor by the parts quantity authorized in the 51-100 column. Example, authorized allowance for 51-100 equipments is 12; for 140 equipments multiply 12 by 1.40 or 16.80 rounded off to 17 parts required.

(4) Subsequent changes to allowances will be limited as follows: No change in the range of

items is authorized. If additional items are considered necessary, recommendation should be forwarded to Commanding General, US Army Electronics Command, ATTN: AMSEL-ME-NMP-EM, Fort Monmouth, N.J. 07703, for exception or revision to the allowance list. Revisions to the range of items authorized will be made by the USAECOM National Maintenance Point based upon engineering experience, demand data, or TAERS information.

g. 30-Day DS/GS Maintenance Allowances.

NOTE

Allowances in GS Column are for GS maintenance only.

(1) The allowance columns are divided into three subcolumns. Indicated in each subcolumn, opposite the first appearance of each item, is the total quantity of items authorized for the number of equipments supported. Subsequent appearances of the same item will have the letters "REF" in the applicable allowance columns. Items authorized for use as required, but not for initial stockage, are identified with an asterisk in the allowance column.

(2) The quantitative allowances for DS/GS levels of maintenance will represent initial stockage for a 30-day period for the number of equipments supported.

(3) Determination of the total quantity of parts required for maintenance of more than 100 of these equipments can be accomplished by converting the equipment quantity to a decimal factor by placing a decimal point before the next to last digit of the number to indicate hundredths, and multiplying the decimal factor by the parts quantity authorized in the 51-100 allowance column. Example, authorized allowance for 51-100 equipments is 40; for 150 equipments multiply 40 by 1.50 or 60 parts required.

h. 1-Year Allowances Per 100 Equipments/Contingency Planning Purposes. Indicates, opposite the first appearance of each item, the total quantity required for distribution and contingency planning purposes. The range of items indicates total quantities of all authorized items required to provide for adequate support of 100 equipments for 1 year.

I. Depot Maintenance Allowance Per 100 Equipments. Indicates, opposite the first appearances of each item, the total quantity authorized for depot maintenance of 100 equipments. Subsequent appearances of the same item will have the letters "REF" in the allowance column. Items authorized for use as required, but not for initial

stockage, are identified with as asterisk in the allowance column.

j. Illustrations.

(1) *Figure number.* Indicates the figure number of the illustration in which the item is shown.

(2) *Item number or reference designation.* Indicates the reference designation used to identify the item in the illustration. Where applicable, the reference designation is followed by the item number in parentheses.

1-4. Special Information

a. Repair parts mortality is computed from failure rates derived from experience factors with the individual parts in a variety of equipments. Variations in the specific application and periods of use of electronics equipment, the fragility of electronic piece parts, plus intangible material and quality factors intrinsic to the manufacture of electronic parts, do not permit mortality to be based on hours of end item use. However, long periods of continuous use under adverse conditions are likely to increase repair parts mortality.

b. Parts which require manufacture or assembly at a category higher than that authorized for installation will indicate in the source column the higher category (i.e., MD).

c. The following publication pertains to ML-594/U and its components:

TM 11-6660-238-15 Organizational, DS, GS,
and Depot Maintenance Manual: Balloon
Inflation and Launching
Device ML-594/U.

1-5. Location of Repair Parts

a. This manual contains three cross-reference indexes (sec. V, VI, and VII) to be used to locate a repair part when either the Federal stock number, reference number (manufacturer's part number), or reference designation is known. The first column in each index is prepared in numerical or alpha-numeric sequence in ascending order. Where a Federal stock number is listed, refer to section V. Where a Federal stock number is not listed, refer to section VI.

b. When the Federal stock number or reference number is known, follow the procedures given in (1) and (2) below.

(1) Refer to section V (index of Federal stock numbers) or section VI (index of refer-

ence numbers) and note the applicable figure and reference designation.

(2) When the reference designation is determined, refer to the reference designation index (sec. VI). The reference designations are listed in alpha-numeric ascending order and are cross-referenced to the page number on which they appear in the repair parts list (sec. III and IV). Refer to the page number noted in the index and locate the reference designation in the repair parts list (col. 7b, Repair Parts for Organizational Maintenance or col. 10b, Repair Parts for Direct Support, General Support, and Depot Maintenance). If the Description column indicates that it is a "SAME AS" item, locate the first appearance of the item by the index number referenced.

c. When the reference designation is known, follow the procedures given in b(2) above.

d. When neither the FSN, reference number, nor reference designation is known, identify the part in the illustration and follow direction given in c above, or scrutinize column 3 of the repair parts lists (sec. III and IV).

1-6. Federal Supply Codes for Manufacturers

<i>Code</i>	<i>Manufacturer's name</i>
02210 Modine Mfg Co AF FCO Division
03743	- Appleton Electric Co
14557 Stanley Hardware Division of Stanley Works
26752 Ubique Ltd
71286 Rex Chainbelt Inc Comloc Div
72962	Elastic Stop Nut Division of Amerace Esna Corp
80063	Army Electronics Command
81349 Military Specifications
83014 Hartwell Corp
88044 Aeronautical Standards Group, Dept of Navy and Air Force
96603 Eastern Rotorcraft Corp
96906	- Military Standards

1-7. Reporting of Equipment Publication Improvements

The reporting of errors, omissions, and recommendations for improving this publication by the individual user is encouraged. Reports should be submitted on DA Form 2028 (Recommended Changes to Publications) and forwarded direct to Commanding General, US Army Electronics Command, ATTN: AMSEL-MA-C Fort Monmouth, N.J. 07703.

FEDERAL STOCK NUMBER	(2) DESCRIPTION	USABLE ON CODE	(3) 15-DAY ORG MAINT ALLOWANCE			
			(A) 1-5	(B) 6-20	(C) 21-50	(D) 51-100
4720-948-2718	HOSE: SME2000501-1 (80063)					15
5325-926-5324	STUD,FASTENER: MS27977-13B (96906)					1
5340-999-3910	STRAP ASSEMBLY: SMC2000540 (80063)					1
6660-947-1760	CABLE ASSEMBLY, RETENTION: SMC2000552 (80063)					1
6660-947-1830	CANOPY SUPPORT ASSEMBLY: SMD2000546 (80063)					1
8105-935-7101	BAG ASSEMBLY, SAND: SMC2000551 (80063)					1

SECTION III. REPAIR PARTS FOR ORGANIZATIONAL MAINTENANCE

(1) SMR CODE	(2) FEDERAL STOCK NUMBER	(3) DESCRIPTION	(4) UNIT OF MEAS	(5) QTY INC IN UNIT	(6) 15-DAY ORGANIZATIONAL MAINTENANCE ALW				(7) ILLUSTRATIONS (A) (B)	
		REFERENCE NUMBER & MFR CODE	USABLE ON CODE		1-5	6-20	21-50	(D) 51-100	FIG NO	ITEM NO OR REFERENCE DESIGNATION
	6660-999-2663	A001 BALLOON INFLATION AND LAUNCHING DEVICE ML-594/U (THIS ITEM IS NONEXPENDABLE)								A1
P-O	6660-947-1761	A002 TUBE SUPPORT ASSY, OUTER: AMD2000541 (80063)	EA	1	*	*	*	*		A1A1
P-O	6660-947-1762	A003 TUBE SUPPORT ASSY, INNER: SMD2000542 (80063)	EA	1	*	*	*	*		A1A2
P-O	6660-947-1780	BRACE ASSEMBLY, WINDBREAK: SMC2000543 (80063)	EA	1	*	*	*	*	4	A1A3 (8)
X1-O		A005 BRACE, WINDBREAK: SMC2000544 (80063)	EA	1						A1A3MP1
X1-O		A006 HOOK, CHAIN, S: SMB2000507 (80063)	EA	1						A1A3MP2
X1-O		A007 LW1023-1-6 (83014)	EA	1						A1A3MP3
X2-O	5305-054-6653	A008 SCREW, MACHINE: MS51957-29 (96906)	EA	1						A1A3H1
X2-O	5310-880-5976	A009 WASHER, FLAT: MS15795-806 (96906)	EA	1						A1A3H1
X2-O	5310-011-1041	A010 WASHER, LOCK: MS35338-79 (96906)	EA	1						A1A3H1
X1-O		A011 STUD, WINDBREAK: SMB2000545 (80063)	EA	1						A1A3MP4
P-O-T	6660-947-1749	A012 WINDBREAKER ASSY, CANVAS: SME2000506 (80063)	EA	1	*	*	*	*	1	A1A4 (5)
X1-O		A013 CLAMP, LINE: 7070 (14557)	EA	1						A1A4MP1
X1-O		A014 RING, DEE: MS51925-4 (96906)	EA	1						A1A4H1
X1-O		A015 CLAMP, LINE: SAME AS A013	EA	1						A1A4MP2
X1-O		A016 RING, DEE: SAME AS A014	EA	1						A1A4H1
X1-O		A017 CLINCH PLATE: MS27977-3B (96906)	EA	1						A1A4MP3
X1-O		A018 STUD, EYELET BASE: MS27977-8B (96906)	EA	1						A1A4H1
X1-O		A019 WASHER, FLAT: MS27977-10B (96906)	EA	1						A1A4H1
X1-O		A020 CLINCH PLATE: SAME AS A017	EA	1						A1A4MP4
X1-O		A021 STUD, EYELET BASE: SAME AS A018	EA	1						A1A4H1
X1-O		A022 WASHER, FLAT: SAME AS A019	EA	1						A1A4H1
X1-O		A023 CLINCH PLATE: SAME AS A017	EA	1						A1A4MP5
X1-O		A024 STUD, EYELET BASE: SAME AS A018	EA	1						A1A4H1
X1-O		A025 WASHER, FLAT: SAME AS A019	EA	1						A1A4H1
X1-O		A026 CLINCH PLATE: SAME AS A017	EA	1						A1A4MP6
X1-O		A027 STUD, EYELET BASE: SAME AS A018	EA	1						A1A4H1
X1-O		A028 WASHER, FLAT: SAME AS A019	EA	1						A1A4H1
X1-O		A029 CLINCH PLATE: SAME AS A017	EA	1						A1A4MP7
X1-O		A030 STUD, EYELET BASE: SAME AS A018	EA	1						A1A4H1
X1-O		A031 WASHER, FLAT: SAME AS A019	EA	1						A1A4H1
X1-O		A032 CLINCH PLATE: SAME AS A017	EA	1						A1A4MP8
X1-O		A033 STUD, EYELET BASE: SAME AS A018	EA	1						A1A4H1
X1-O		A034 WASHER, PLATE: SAME AS A019	EA	1						A1A4H1
X1-O		A035 CLINCH PLATE: SAME AS A017	EA	1						A1A4MP9

TM11-6660-238-25P
SECTION III. REPAIR PARTS FOR ORGANIZATIONAL MAINTENANCE (CONTINUED)

(1) SMR CODE	(2) FEDERAL STOCK NUMBER	(3) DESCRIPTION	USABLE ON CODE	(4) UNIT OF MEAS	(5) QTY INC IN UNIT	(6) 15-DAY ORGANIZATIONAL MAINTENANCE ALW				(7) ILLUSTRATIONS (A) (B)	
						(A) 1-5	(B) 6-20	(C) 21-50	(D) 51-100	FIG NO	ITEM NO OR REFERENCE DESIGNATION
X1-O		A036 STUD, EYELET BASE: SAME AS A018		EA	1						1A4H1
X1-O		A037 WASHER, FLAT: SAME AS A019		EA	1						1A4H1
X1-O		A038 CLINCH PLATE: SAME AS A017		EA	1						1A4MP10
X1-O		A039 STUD, EYELET BASE: SAME AS A018		EA	1						1A4H1
X1-O		A040 WASHER, FLAT: SAME AS A019		EA	1						1A4H1
X1-O		A041 CLINCH PLATE: SAME AS A017		EA	1						1A4MP11
X1-O		A042 STUD, EYELET BASE: SAME AS A018		EA	1						1A4H1
X1-O		A043 WASHER, FLAT: SAME AS A019		EA	1						1A4H1
X1-O		A044 CLINCH PLATE: SAME AS A017		EA	1						1A4MP12
X1-O		A045 STUD, EYELET BASE: SAME AS A018		EA	1						1A4H1
X1-O		A046 WASHER, FLAT: SAME AS A019		EA	1						1A4H1
X1-O		A047 CLINCH PLATE: SAME AS A017		EA	1						1A4MP13
X1-O		A048 STUD, EYELET BASE: SAME AS A018		EA	1						1A4H1
X1-O		A049 WASHER, FLAT: SAME AS A019		EA	1						1A4H1
X1-O		A050 CLINCH PLATE: SAME AS A017		EA	1						1A4MP14
X1-O		A051 STUD, EYELET BASE: SAME AS A018		EA	1						1A4H1
X1-O		A052 WASHER, FLAT: SAME AS A019		EA	1						1A4H1
X1-O		A053 CLINCH PLATE: SAME AS A017		EA	1						1A4MP15
X1-O		A054 STUD, EYELET BASE: SAME AS A018		EA	1						1A4H1
X1-O		A055 WASHER, FLAT: SAME AS A019		EA	1						1A4H1
X1-O		A056 CLINCH PLATE: SAME AS A017		EA	1						1A4MP16
X1-O		A057 STUD, EYELET BASE: SAME AS A018		EA	1						1A4H1
X1-O		A058 WASHER, FLAT: SAME AS A019		EA	1						1A4H1
X1-O		A059 CLINCH PLATE: SAME AS A017		EA	1						1A4MP17
X1-O		A060 STUD, EYELET BASE: SAME AS A018		EA	1						1A4H1
X1-O		A061 WASHER, FLAT: SAME AS A019		EA	1						1A4H1
X1-O		A062 CLINCH PLATE: SAME AS A017		EA	1						1A4MP18
X1-O		A063 STUD, EYELET BASE: SAME AS A018		EA	1						1A4H1
X1-O		A064 WASHER, FLAT: SAME AS A019		EA	1						1A4H1
X1-O		A065 CLINCH PLATE: SAME AS A017		EA	1						1A4MP19
X1-O		A066 STUD, EYELET BASE: SAME AS A018		EA	1						1A4H1
X1-O		A067 WASHER, FLAT: SAME AS A019		EA	1						1A4H1
X1-O		A068 CLINCH PLATE: SAME AS A017		EA	1						1A4MP20
X1-O		A069 STUD, EYELET BASE: SAME AS A018		EA	1						1A4H1
X1-O		A070 WASHER, FLAT: SAME AS A019		EA	1						1A4H1
X1-O		A071 CLINCH PLATE: SAME AS A017		EA	1						1A4MP21
X1-O		A072 STUD, EYELET BASE: SAME AS A018		EA	1						1A4H1
X1-O		A073 WASHER, FLAT: SAME AS A019		EA	1						1A4H1
X1-O		A074 CLINCH PLATE: SAME AS A017		EA	1						1A4MP22
X1-O		A075 STUD, EYELET BASE: SAME AS A018		EA	1						1A4H1

TM11-6660-238-25P
SECTION III. REPAIR PARTS FOR ORGANIZATIONAL MAINTENANCE (CONTINUED)

(1) SMR CODE	(2) FEDERAL STOCK NUMBER	(3) DESCRIPTION	USABLE ON CODE	(4) UNIT OF MEAS	(5) QTY INC IN UNIT	(6) 15-DAY ORGANIZATIONAL MAINTENANCE ALW				(7) ILLUSTRATIONS (A) (B)	
						(A) 1-5	(B) 6-20	(C) 21-50	(D) 51-100	FIG NO	ITEM NO OR REFERENCE DESIGNATION
X1-O		A076 WASHER, FLAT: SAME AS A019		EA	1						1A4H1
X1-O		A077 CLINCH PLATE: SAME AS A017		EA	1						1A4MP23
X1-O		A078 STUD, EYELET BASE: SAME AS A018		EA	1						1A4H1
X1-O		A079 WASHER, FLAT: SAME AS A019		EA	1						1A4H1
X1-O		A080 CLINCH PLATE: SAME AS A017		EA	1						1A4MP24
X1-O		A081 STUD, EYELET BASE: SAME AS A018		EA	1						1A4H1
X1-O		A082 WASHER, FLAT: SAME AS A019		EA	1						1A4H1
X1-O		A083 CLINCH PLATE: SAME AS A017		EA	1						1A4MP25
X1-O		A084 STUD, EYELET BASE: SAME AS A018		EA	1						1A4H1
X1-O		A085 WASHER, FLAT: SAME AS A019		EA	1						1A4H1
X1-O		A086 CLINCH PLATE: SAME AS A017		EA	1						1A4MP26
X1-O		A087 STUD, EYELET BASE: SAME AS A018		EA	1						1A4H1
X1-O		A088 WASHER, FLAT: SAME AS A019		EA	1						1A4H1
X1-O		A089 CLINCH PLATE: SAME AS A017		EA	1						1A4MP27
X1-O		A090 STUD, EYELET BASE: SAME AS A018		EA	1						1A4H1
X1-O		A091 WASHER, FLAT: SAME AS A019		EA	1						1A4H1
X1-O		A092 CLINCH PLATE: SAME AS A017		EA	1						1A4MP28
X1-O		A093 STUD, EYELET BASE: SAME AS A018		EA	1						1A4H1
X1-O		A094 WASHER, FLAT: SAME AS A019		EA	1						1A4H1
X1-O		A095 CLINCH PLATE: SAME AS A017		EA	1						1A4MP29
X1-O		A096 STUD, EYELET BASE: SAME AS A018		EA	1						1A4H1
X1-O		A097 WASHER, FLAT: SAME AS A019		EA	1						1A4H1
X1-O		A098 CLINCH PLATE: SAME AS A017		EA	1						1A4MP30
X1-O		A099 STUD, EYELET BASE: SAME AS A018		EA	1						1A4H1
X1-O		A100 WASHER, FLAT: SAME AS A019		EA	1						1A4H1
X1-O		A101 CLINCH PLATE: SAME AS A017		EA	1						1A4MP31
X1-O		A102 STUD, EYELET BASE: SAME AS A018		EA	1						1A4H1
X1-O		A103 WASHER, FLAT: SAME AS A019		EA	1						1A4H1
X1-O		A104 CLINCH PLATE: SAME AS A017		EA	1						1A4MP32
X1-O		A105 STUD, EYELET BASE: SAME AS A018		EA	1						1A4H1
X1-O		A106 WASHER, FLAT: SAME AS A019		EA	1						1A4H1
X1-O		A107 CLINCH PLATE: SAME AS A017		EA	1						1A4MP33
X1-O		A108 STUD, EYELET BASE: SAME AS A018		EA	1						1A4H1
X1-O		A109 WASHER, FLAT: SAME AS A019		EA	1						1A4H1
X1-O		A110 CLINCH PLATE: SAME AS A017		EA	1						1A4MP34
X1-O		A111 STUD, EYELET BASE: SAME AS A018		EA	1						1A4H1
X1-O		A112 WASHER, FLAT: SAME AS A019		EA	1						1A4H1
X1-O		A113 CLINCH PLATE: SAME AS A017		EA	1						1A4MP35
X1-O		A114 STUD, EYELET BASE: SAME AS A018		EA	1						1A4H1
X1-O		A115 WASHER, FLAT: SAME AS A019		EA	1						1A4H1

TM11-6660-238-25P
SECTION III. REPAIR PARTS FOR ORGANIZATIONAL MAINTENANCE (CONTINUED)

(1) SMR CODE	(2) FEDERAL STOCK NUMBER	(3) DESCRIPTION	USABLE ON CODE	(4) UNIT OF MEAS	(5) QTY INC IN UNIT	(6) 15-DAY ORGANIZATIONAL MAINTENANCE ALW				(7) ILLUSTRATIONS (A) (B)	
						(A) 1-5	(B) 6-20	(C) 21-50	(D) 51-100	FIG NO	ITEM NO OR REFERENCE DESIGNATION
X1-0		A116 CLINCH PLATE: SAME AS A017		EA	1						1A4MP36
X1-0		A117 STUD, EYELET BASE: SAME AS A018		EA	1						1A4H1
X1-0		A118 WASHER, FLAT: SAME AS A019		EA	1						1A4H1
X1-0		A119 CLINCH PLATE: SAME AS A017		EA	1						1A4MP37
X1-0		A120 STUD, EYELET BASE: SAME AS A018		EA	1						1A4H1
X1-0		A121 WASHER, FLAT: SAME AS A019		EA	1						1A4H1
X1-0		A122 CLINCH PLATE: SAME AS A017		EA	1						1A4MP38
X1-0		A123 STUD, EYELET BASE: SAME AS A018		EA	1						1A4H1
X1-0		A124 WASHER, FLAT: SAME AS A019		EA	1						1A4H1
X1-0		A125 CLINCH PLATE: SAME AS A017		EA	1						1A4MP39
X1-0		A126 STUD, EYELET BASE: SAME AS A018		EA	1						1A4H1
X1-0		A127 WASHER, FLAT: SAME AS A019		EA	1						1A4H1
X1-0		A128 CLINCH PLATE: SAME AS A017		EA	1						1A4MP40
X1-0		A129 STUD, EYELET BASE: SAME AS A018		EA	1						1A4H1
X1-0		A130 WASHER, FLAT: SAME AS A019		EA	1						1A4H1
X1-0		A131 CLINCH PLATE: SAME AS A017		EA	1						1A4MP41
X1-0		A132 STUD, EYELET BASE: SAME AS A018		EA	1						1A4H1
X1-0		A133 WASHER, FLAT: SAME AS A019		EA	1						1A4H1
X1-0		A134 CLINCH PLATE: SAME AS A017		EA	1						1A4MP42
X1-0		A135 STUD, EYELET BASE: SAME AS A018		EA	1						1A4H1
X1-0		A136 WASHER, FLAT: SAME AS A019		EA	1						1A4H1
X1-0		A137 CLINCH PLATE: SAME AS A017		EA	1						1A4MP43
X1-0		A138 STUD, EYELET BASE: SAME AS A018		EA	1						1A4H1
X1-0		A139 WASHER, FLAT: SAME AS A019		EA	1						1A4H1
X1-0		A140 CLINCH PLATE: SAME AS A017		EA	1						1A4MP44
X1-0		A141 STUD, EYELET BASE: SAME AS A018		EA	1						1A4H1
X1-0		A142 WASHER, FLAT: SAME AS A019		EA	1						1A4H1
X1-0		A143 GROMMET, METALLIC: 231-105 (26752)		EA	8						1A4MP45
X1-0		A144 GROMMET, METALLIC: SAME AS A143		EA	REP						1A4MP46
X1-0		A145 GROMMET, METALLIC: SAME AS A143		EA	REP						1A4MP47
X1-0		A146 GROMMET, METALLIC: SAME AS A143		EA	REP						1A4MP48
X1-0		A147 GROMMET, METALLIC: SAME AS A143		EA	REP						1A4MP49
X1-0		A148 GROMMET, METALLIC: SAME AS A143		EA	REP						1A4MP50
X1-0		A149 GROMMET, METALLIC: SAME AS A143		EA	REP						1A4MP51
X1-0		A150 GROMMET, METALLIC: SAME AS A143		EA	REP						1A4MP52
X1-0		A151 SOCKET, LONG PRONG: MS27977-2B (96906)		EA	42						1A4MP53
X1-0		A152 SOCKET, LONG PRONG: SAME AS A151		EA	REP						1A4MP54
X1-0		A153 SOCKET, LONG PRONG: SAME AS A151		EA	REP						1A4MP55
X1-0		A154 SOCKET, LONG PRONG: SAME AS A151		EA	REP						1A4MP56
X1-0		A155 SOCKET, LONG PRONG: SAME AS A151		EA	REP						1A4MP57

TM11-6660-238-25P
SECTION III. REPAIR PARTS FOR ORGANIZATIONAL MAINTENANCE (CONTINUED)

(1) SMR CODE	(2) FEDERAL STOCK NUMBER	(3) DESCRIPTION	USABLE ON CODE	(4) UNIT OF MEAS	(5) QTY INC IN UNIT	(6) 15-DAY ORGANIZATIONAL MAINTENANCE ALW				(7) ILLUSTRATIONS (A) (B)	
						(A) 1-5	(B) 6-20	(C) 21-50	(D) 51-100	FIG NO	ITEM NO OR REFERENCE DESIGNATION
X1-O		A156 SOCKET, LONG PRONG: SAME AS A151		EA	REP						1A4MP58
X1-O		A157 SOCKET, LONG PRONG: SAME AS A151		EA	REP						1A4MP59
X1-O		A157 SOCKET, LONG PRONG: SAME AS A151		EA	REP						1A4MP59
X1-O		A158 SOCKET, LONG PRONG: SAME AS A151		EA	REP						1A4MP60
X1-O		A159 SOCKET, LONG PRONG: SAME AS A151		EA	REP						1A4MP61
X1-O		A160 SOCKET, LONG PRONG: SAME AS A151		EA	REP						1A4MP62
X1-O		A161 SOCKET, LONG PRONG: SAME AS A151		EA	REP						1A4MP63
X1-O		A162 SOCKET, LONG PRONG: SAME AS A151		EA	REP						1A4MP64
X1-O		A163 SOCKET, LONG PRONG: SAME AS A151		EA	REP						1A4MP65
X1-O		A164 SOCKET, LONG PRONG: SAME AS A151		EA	REP						1A4MP66
X1-O		A165 SOCKET, LONG PRONG: SAME AS A151		EA	REP						1A4MP67
X1-O		A166 SOCKET, LONG PRONG: SAME AS A151		EA	REP						1A4MP68
X1-O		A167 SOCKET, LONG PRONG: SAME AS A151		EA	REP						1A4MP69
X1-O		A168 SOCKET, LONG PRONG: SAME AS A151		EA	REP						1A4MP70
X1-O		A169 SOCKET, LONG PRONG: SAME AS A151		EA	REP						1A4MP71
X1-O		A170 SOCKET, LONG PRONG: SAME AS A151		EA	REP						1A4MP72
X1-O		A171 SOCKET, LONG PRONG: SAME AS A151		EA	REP						1A4MP73
X1-O		A172 SOCKET, LONG PRONG: SAME AS A151		EA	REP						1A4MP74
X1-O		A173 SOCKET, LONG PRONG: SAME AS A151		EA	REP						1A4MP75
X1-O		A174 SOCKET, LONG PRONG: SAME AS A151		EA	REP						1A4MP76
X1-O		A175 SOCKET, LONG PRONG: SAME AS A151		EA	REP						1A4MP77
X1-O		A176 SOCKET, LONG PRONG: SAME AS A151		EA	REP						1A4MP78
X1-O		A177 SOCKET, LONG PRONG: SAME AS A151		EA	REP						1A4MP79
X1-O		A178 SOCKET, LONG PRONG: SAME AS A151		EA	REP						1A4MP80
X1-O		A179 SOCKET, LONG PRONG: SAME AS A151		EA	REP						1A4MP81
X1-O		A180 SOCKET, LONG PRONG: SAME AS A151		EA	REP						1A4MP82
X1-O		A181 SOCKET, LONG PRONG: SAME AS A151		EA	REP						1A4MP83
X1-O		A182 SOCKET, LONG PRONG: SAME AS A151		EA	REP						1A4MP84
X1-O		A183 SOCKET, LONG PRONG: SAME AS A151		EA	REP						1A4MP85
X1-O		A184 SOCKET, LONG PRONG: SAME AS A151		EA	REP						1A4MP86
X1-O		A185 SOCKET, LONG PRONG: SAME AS A151		EA	REP						1A4MP87
X1-O		A186 SOCKET, LONG PRONG: SAME AS A151		EA	REP						1A4MP88
X1-O		A187 SOCKET, LONG PRONG: SAME AS A151		EA	REP						1A4MP89
X1-O		A188 SOCKET, LONG PRONG: SAME AS A151		EA	REP						1A4MP90
X1-O		A189 SOCKET, LONG PRONG: SAME AS A151		EA	REP						1A4MP91
X1-O		A190 SOCKET, LONG PRONG: SAME AS A151		EA	REP						1A4MP92
X1-O		A191 SOCKET, LONG PRONG: SAME AS A151		EA	REP						1A4MP93
X1-O		A192 SOCKET, LONG PRONG: SAME AS A151		EA	REP						1A4MP94
X1-O		A192A TAPE: MIL-W-530 I, CL4, 3/4W (81349)		FT	1						1A4MP95
X1-O		A192B TAPE: MIL-W-530, TYPE I, CL4, 1W (81349)		FT	1						1A4MP96
X1-O		A192C TAPE: MIL-W-530, TYPE I, CL4, 1-1/2W (81349)		FT	1						1A4MP97

TM11-6660-238-25P
SECTION III. REPAIR PARTS FOR ORGANIZATIONAL MAINTENANCE (CONTINUED)

(1) SMR CODE	(2) FEDERAL STOCK NUMBER	(3) DESCRIPTION	USABLE ON CODE	(4) UNIT OF MEAS	(5) QTY INC IN UNIT	(6) 15-DAY ORGANIZATIONAL MAINTENANCE ALW				(7) ILLUSTRATIONS (A) (B)	
						(A) 1-5	(B) 6-20	(C) 21-50	(D) 51-100	FIG NO	ITEM NO OR REFERENCE DESIGNATION
P-O	6660-954-4691	A193 TUBE SUPPORT ASSY, REAR: SMD2000525 (80063)		EA	1	*	*	*	*		1A15
X1-O		194 BRACKET SUPPORT: SMC 2000557GR1 (80063)		EA	1						1A15A1
X1-O		A195 RIVET, BLIND: MS20600B6W3 (96906)		EA	8						1A15H8
X1-O		A196 BRACKET SUPPORT: SMC2000557GR2 (80063)		EA	1						1A15A2
X1-O		A197 RIVET, BLIND: SAME AS A195		EA	8						1A15H8
MD-O		A198 PLATE, MOUNTING: SMC2000555-8 (80063)		EA	1						1A15MP1
X1-O		A199 RIVET, BLIND: SAME AS A195		EA	1						1A15H1
P-O-T	6660-947-1786	A200 CABLE ASSEMBLY, GROUND: SMC2000550 (80063)		EA	1	*	*	*	*	1	1A16 (7)
X1-O		A201 CABLE, SPECIAL PURPOSE: MWC8-127J0 (81349)		FT	1						1A16W1
X1-O		A202 CONNECTOR, PLUG, ELECTRICAL: TGR (03743)		EA	2						1A16P1
X1-O		A203 CONNECTOR, PLUG, ELECTRICAL: SAME AS A202		EA	REP						1A16P2
X1-O		A204 TERMINAL, LUG: MS35448-2 (96906)		EA	2						1A16MP1
X1-O		A205 TERMINAL, LUG: SAME AS A204		EA	REP						1A16MP2
P-O	6660-947-1759	A206 GROUNDING STAKE ASSEMBLY: SMC2000531 (80063)		EA	1	*	*	*	*	4	1A17 (19)
X1-O		A207 CAP, GROUNDING STAKE: SMB2000527 (80063)		EA	1						1A17MP1
X2-O	5305-054-6669	A208 SCREW, MACHINE: MS51957-44 (96906)		EA	1						1A17H1
X2-O		A209 WASHER, LOCK: MS35338-80 (96906)		EA	1						1A17H1
X2-O	5310-880-5978	A210 WASHER, FLAT: MS15795-807 (96906)		EA	1						1A17H1
X1-O		A211 CHAIN, WELDLESS: 231-112 (26752)		FT	1						1A17MP2
X1-O		A212 HOOK, CHAIN, S: 231-113 (26752)		EA	2						1A17MP3
X1-O		A213 HOOK, CHAIN, S: SAME AS A212		EA	REP						1A17MP4
X1-O		A214 PIN, SPRING: MS16562-210 (96906)		EA	1						1A17H1
X1-O		A215 ROD, GROOVED, HEADLESS: SMB2000526 (80063)		EA	1						1A17MP5
X1-O		A216 SPACER, RING: SMB2000523 (80063)		EA	1						1A17MP6
X1-O		A217 STAKE ASSEMBLY: SMC2000530 (80063)		EA	1						1A17A1
X1-O		A218 STUD, GROUNDING: TGP (03743)		EA	1						1A17H1
X2-O	5310-275-0586	A219 WASHER, LOCK: MS35338-84 (96906)		EA	1						1A17H1
P-O-T	6660-947-1829	A220 CANOPY ASSY, LAUNCHING DEVICE: SME2000505 (80063)		EA	1	*	*	*	*	2	1A18 (9)
X1-O		A221 CLINCH PLATE: MS27977-3C (96906)		EA	1						1A18MP1
X1-O		A222 STUD, EYELET BASE: MS27977-9C (96906)		EA	1						1A18H1
X1-O		A223 WASHER, FLAT: MS27977-10C (96906)		EA	1						1A18H1
X1-O		A224 WASHER, NONMETALLIC: SMB2000528-1 (80063)		EA	1						1A18H1
X1-O		A225 CLINCH PLATE: SAME AS A221		EA	1						1A18MP2
X1-O		A226 STUD, EYELET BASE: SAME AS A222		EA	1						1A18H1
X1-O		A227 WASHER, FLAT: SAME AS A223		EA	1						1A18H1
X1-O		A228 WASHER, NONMETALLIC: SAME AS A224		EA	1						1A18H1
X1-O		A229 CLINCH PLATE: SAME AS A221		EA	1						1A18MP3
X1-O		A230 STUD, EYELET BASE: SAME AS A222		EA	1						1A18H1
X1-O		A231 WASHER, FLAT: SAME AS A223		EA	1						1A18H1

TM11-6660-238-25P
SECTION III. REPAIR PARTS FOR ORGANIZATIONAL MAINTENANCE (CONTINUED)

(1) SMR CODE	(2) FEDERAL STOCK NUMBER	(3) DESCRIPTION	USABLE ON CODE	(4) UNIT OF MEAS	(5) QTY INC IN UNIT	(6) 15-DAY ORGANIZATIONAL MAINTENANCE ALW				(7) ILLUSTRATIONS (A) (B)	
						(A) 1-5	(B) 6-20	(C) 21-50	(D) 51-100	FIG NO	ITEM NO OR REFERENCE DESIGNATION
X1-0		A232 WASHER, NONMETALLIC: SAME AS A224		EA	1						1A18H1
X1-0		A233 CLINCH PLATE: SAME AS A221		EA	1						1A18MP4
X1-0		A234 STUD, EYELET BASE: SAME AS A222		EA	1						1A18H1
X1-0		A235 WASHER, FLAT: SAME AS A223		EA	1						1A18H1
X1-0		A236 WASHER, NONMETALLIC: SAME AS A224		EA	1						1A18H1
X1-0		A237 CLINCH PLATE: SAME AS A221		EA	1						1A18MP5
X1-0		A238 STUD, EYELET BASE: SAME AS A222		EA	1						1A18H1
X1-0		A239 WASHER, FLAT: SAME AS A223		EA	1						1A18H1
X1-0		A240 WASHER, NONMETALLIC: SAME AS A224		EA	1						1A18H1
X1-0		A241 CLINCH PLATE: SAME AS A221		EA	1						1A18MP6
X1-0		A242 STUD, EYELET BASE: SAME AS A222		EA	1						1A18H1
X1-0		A243 WASHER, FLAT: SAME AS A223		EA	1						1A18H1
X1-0		A244 WASHER, NONMETALLIC: SAME AS A224		EA	1						1A18H1
X1-0		A245 CLINCH PLATE: SAME AS A221		EA	1						1A18MP7
X1-0		A246 STUD, EYELET BASE: SAME AS A222		EA	1						1A18H1
X1-0		A247 WASHER, FLAT: SAME AS A223		EA	1						1A18H1
X1-0		A248 WASHER, NONMETALLIC: SAME AS A224		EA	1						1A18H1
X1-0		A249 CLINCH PLATE: SAME AS A221		EA	1						1A18MP8
X1-0		A250 STUD, EYELET BASE: SAME AS A222		EA	1						1A18H1
X1-0		A251 WASHER, FLAT: SAME AS A223		EA	1						1A18H1
X1-0		A252 WASHER, NONMETALLIC: SAME AS A224		EA	1						1A18H1
X1-0		A253 CLINCH PLATE: SAME AS A221		EA	1						1A18MP9
X1-0		A254 STUD, EYELET BASE: SAME AS A222		EA	1						1A18H1
X1-0		A255 WASHER, FLAT: SAME AS A223		EA	1						1A18H1
X1-0		A256 WASHER, NONMETALLIC: SAME AS A224		EA	1						1A18H1
X1-0		A257 CLINCH PLATE: SAME AS A221		EA	1						1A18MP10
X1-0		A258 STUD, EYELET BASE: SAME AS A222		EA	1						1A18H1
X1-0		A259 WASHER, FLAT: SAME AS A223		EA	1						1A18H1
X1-0		A260 WASHER, NONMETALLIC: SAME AS A224		EA	1						1A18H1
X1-0		A261 CLINCH PLATE: SAME AS A221		EA	1						1A18MP11
X1-0		A262 STUD, EYELET BASE: SAME AS A222		EA	1						1A18H1
X1-0		A263 WASHER, FLAT: SAME AS A223		EA	1						1A18H1
X1-0		A264 WASHER, NONMETALLIC: SAME AS A224		EA	1						1A18H1
X1-0		A265 CLINCH PLATE: SAME AS A221		EA	1						1A18MP12
X1-0		A266 STUD, EYELET BASE: SAME AS A222		EA	1						1A18H1
X1-0		A267 WASHER, FLAT: SAME AS A223		EA	1						1A18H1
X1-0		A268 WASHER, NONMETALLIC: SAME AS A224		EA	1						1A18H1
X1-0		A269 CLINCH PLATE: SAME AS A221		EA	1						1A18MP13
X1-0		A270 STUD, EYELET BASE: SAME AS A222		EA	1						1A18H1
X1-0		A271 WASHER, FLAT: SAME AS A223		EA	1						1A18H1
X1-0		A272 WASHER, NONMETALLIC: SAME AS A224		EA	1						1A18H1

TM11-6660-238-25P
SECTION III. REPAIR PARTS FOR ORGANIZATIONAL MAINTENANCE (CONTINUED)

(1) SMR CODE	(2) FEDERAL STOCK NUMBER	(3) DESCRIPTION	USABLE ON CODE	(4) UNIT OF MEAS	(5) QTY INC IN UNIT	(6) 15-DAY ORGANIZATIONAL MAINTENANCE ALW				(7) ILLUSTRATIONS (A) (B)	
						(A) 1-5	(B) 6-20	(C) 21-50	(D) 51-100	FIG NO	ITEM NO OR REFERENCE DESIGNATION
X1-0		A273 CLINCH PLATE: SAME AS A221		EA	1						1A8MP14
X1-0		A274 STUD, EYELET BASE: SAME AS A222		EA	1						1A8H1
X1-0		A275 WASHER, FLAT: SAME AS A223		EA	1						1A8H1
X1-0		A276 WASHER, NONMETALLIC: SAME AS A224		EA	1						1A8H1
X1-0		A277 CLINCH PLATE: SAME AS A221		EA	1						1A8MP15
X1-0		A278 STUD, EYELET BASE: SAME AS A222		EA	1						1A8H1
X1-0		A279 WASHER, FLAT: SAME AS A223		EA	1						1A8H1
X1-0		A280 WASHER, NONMETALLIC: SAME AS A224		EA	1						1A8H1
X1-0		A281 CLIP, END: 231-39 (26752)		EA	2						1A8MP16
X1-0		A282 CLIP, END: SAME AS A281		EA	REP						1A8MP17
X1-0		A283 GROMMET, METALLIC: 231-38		EA	16						1A8MP18
X1-0		A284 GROMMET, METALLIC: SAME AS A283		EA	REP						1A8MP19
X1-0		A285 GROMMET METALLIC: SAME AS A283		EA	REP						1A8MP20
X1-0		A286 GROMMET, METALLIC: SAME AS A283		EA	REP						1A8MP21
X1-0		A287 GROMMET, METALLIC: SAME AS A283		EA	REP						1A8MP22
X1-0		A288 GROMMET, METALLIC: SAME AS A283		EA	REP						1A8MP23
X1-0		A289 GROMMET, METALLIC: SAME AS A283		EA	REP						1A8MP24
X1-0		A290 GROMMET, METALLIC: SAME AS A283		EA	REP						1A8MP25
X1-0		A291 GROMMET, METALLIC: SAME AS A283		EA	REP						1A8MP26
X1-0		A292 GROMMET, METALLIC: SAME AS A283		EA	REP						1A8MP27
X1-0		A293 GROMMET, METALLIC: SAME AS A283		EA	REP						1A8MP28
X1-0		A294 GROMMET, METALLIC: SAME AS A283		EA	REP						1A8MP29
X1-0		A295 GROMMET, METALLIC: SAME AS A283		EA	REP						1A8MP30
X1-0		A296 GROMMET, METALLIC: SAME AS A283		EA	REP						1A8MP31
X1-0		A297 GROMMET, METALLIC: SAME AS A283		EA	REP						1A8MP32
X1-0		A298 GROMMET, METALLIC: SAME AS A283		EA	REP						1A8MP33
X1-0		A299 HOOK SNAP, MODIFIED: NAS1281A16 (88044)		EA	2						1A8MP34
X1-0		A300 HOOK SNAP, MODIFIED: SAME AS A299		EA	REP						1A8MP35
X1-0		A301 RING PLASTIC: SMB2000568 (80063)		EA	11						1A8MP36
X1-0		A302 RING, PLASTIC: SAME AS A301		EA	REP						1A8MP37
X1-0		A303 RING, PLASTIC: SAME AS A301		EA	REP						1A8MP38
X1-0		A304 RING, PLASTIC: SAME AS A301		EA	REP						1A8MP39
X1-0		A305 RING, PLASTIC: SAME AS A301		EA	REP						1A8MP40
X1-0		A306 RING, PLASTIC: SAME AS A301		EA	REP						1A8MP41
X1-0		A307 RING, PLASTIC: SAME AS A301		EA	REP						1A8MP42
X1-0		A308 RING, PLASTIC: SAME AS A301		EA	REP						1A8MP43
X1-0		A309 RING, PLASTIC: SAME AS A301		EA	REP						1A8MP44
X1-0		A310 RING, PLASTIC: SAME AS A301		EA	REP						1A8MP45
X1-0		A311 RING, PLASTIC: SAME AS A301		EA	REP						1A8MP46
X1-0		A312 SOCKET, LONG PRONG: MS27977-2C (96906)		EA	15						1A8MP47

TM11-6660-238-25P
SECTION III. REPAIR PARTS FOR ORGANIZATIONAL MAINTENANCE (CONTINUED)

(1) SMR CODE	(2) FEDERAL STOCK NUMBER	(3) DESCRIPTION	USABLE ON CODE	(4) UNIT OF MEAS	(5) QTY INC IN UNIT	(6) 15-DAY ORGANIZATIONAL MAINTENANCE ALW				(7) ILLUSTRATIONS (A) (B)	
						1-5	6-20	21-50	51-100	(D) FIG NO	(E) ITEM NO OR REFERENCE DESIGNATION
X1-O		A313 SOCKET, LONG PRONG: SAME AS A312		EA	REP						1A8MP48
X1-O		A314 SOCKET, LONG PRONG: SAME AS A312		EA	REP						1A8MP49
X1-O		A315 SOCKET, LONG PRONG: SAME AS A312		EA	REP						1A8MP50
X1-O		A316 SOCKET, LONG PRONG: SAME AS A312		EA	REP						1A8MP51
X1-O		A317 SOCKET, LONG PRONG: SAME AS A312		EA	REP						1A8MP52
X1-O		A318 SOCKET, LONG PRONG: SAME AS A312		EA	REP						1A8MP53
X1-O		A319 SOCKET, LONG PRONG: SAME AS A312		EA	REP						1A8MP54
X1-O		A320 SOCKET, LONG PRONG: SAME AS A312		EA	REP						1A8MP55
X1-O		A321 SOCKET, LONG PRONG: SAME AS A312		EA	REP						1A8MP56
X1-O		A322 SOCKET, LONG PRONG: SAME AS A312		EA	REP						1A8MP57
X1-O		A323 SOCKET, LONG PRONG: SAME AS A312		EA	REP						1A8MP58
X1-O		A324 SOCKET, LONG PRONG: SAME AS A312		EA	REP						1A8MP59
X1-O		A325 SOCKET, LONG PRONG: SAME AS A312		EA	REP						1A8MP60
X1-O		A326 SOCKET, LONG PRONG: SAME AS A312		EA	REP						1A8MP61
P-O-T	6660-947-1830	A327 CANOPY SUPPORT ASSEMBLY: SMD2000546 (80063)		EA	1	*	*	*	1	1	1A9 (3)
X1-O		A328 BUCKLE: MS51944-10 (96906)		EA	7						1A9MP1
X1-O		A329 BUCKLE: SAME AS A328		EA	REP						1A9MP2
X1-O		A330 BUCKLE: SAME AS A328		EA	REP						1A9MP3
X1-O		A331 BUCKLE: SAME AS A328		EA	REP						1A9MP4
X1-O		A332 BUCKLE: SAME AS A328		EA	REP						1A9MP5
X1-O		A333 BUCKLE: SAME AS A328		EA	REP						1A9MP6
X1-O		A334 BUCKLE: SAME AS A328		EA	REP						1A9MP7
X1-O		A335 CLINCH PLATE: SAME AS A017		EA	1						1A9MP8
X1-O		A336 HOOK SNAP, SPRING, MODIFIED: SMC2000560 (80063)		EA	6						1A9MP9
X1-O		A337 HOOK SNAP, SPRING, MODIFIED: SAME AS A336		EA	REP						1A9MP10
X1-O		A338 HOOK SNAP, SPRING, MODIFIED: SAME AS A336		EA	REP						1A9MP11
X1-O		A339 HOOK SNAP, SPRING, MODIFIED: SAME AS A336		EA	REP						1A9MP12
X1-O		A340 HOOK SNAP, SPRING, MODIFIED: SAME AS A336		EA	REP						1A9MP13
X1-O		A341 HOOK SNAP, SPRING, MODIFIED: SAME AS A336		EA	REP						1A9MP14
X1-O		A341A NETTING: SMD2000546-1 (80063)		FT	1						1A9MP18
X1-O		A342 RING, DEE: SAME AS A014		EA	2						1A9MP15
X1-O		A343 RING, DEE: SAME AS A014		EA	REP						1A9MP16
X1-O		A344 SOCKET, LONG PRONG: SAME AS A151		EA	1						1A9MP17
X1-O		A344A TAPE: SAME AS A192A		FT	1						1A9MP19
X1-O		A344B TAPE: SAME AS A192B		FT	1						1A9MP20
X1-O		A344C TAPE: MIL-W-530, TYPE I, CL4, 2W (81349)		FT	1						1A9MP21
X1-O		A344E TAPE: MIL-W-530, TYPE I, CL4, 3W (81349)		FT	1						1A9MP22
A-O		A345 CENTER SUPPORT ASSEMBLY: SMC2000537GR1 (80063)		EA	1						1A10
X		A346 CLAMP HANDLE ASSEMBLY		EA	1						1A10A1
X		A347 PIN, SPRING		EA	1						1A10H1
X		A348 WASHER, FLAT		EA	2						1A10H2
X		349 HANDLE, CLAMP		EA	1						1A10A1MP1
X		A350 PIN, SPRING		EA	1						1A10A1H1

TM11-6660-238-25P
SECTION III. REPAIR PARTS FOR ORGANIZATIONAL MAINTENANCE (CONTINUED)

(1) SMR CODE	(2) FEDERAL STOCK NUMBER	(3) DESCRIPTION	USABLE ON CODE	(4) UNIT OF MEAS	(5) QTY INC IN UNIT	(6) 15-DAY ORGANIZATIONAL MAINTENANCE ALW				(7) ILLUSTRATIONS (A) (B)	
						(A) 1-5	(B) 6-20	(C) 21-50	(D) 51-100	FIG NO	ITEM NO OR REFERENCE DESIGNATION
X		A351 STUD, CLAMP HANDLE		EA	1						A1A10A1MP2
X		A352 CLAMP HANDLE ASSEMBLY		EA	1						A1A10A2
X		A353 PIN, SPRING		EA	1						A1A0H1
X		A354 WASHER, FLAT		EA	2						A1A10H2
X		A355 HANDLE, CLAMP		EA	1						A1A10A2MP1
X		A356 PIN, SPRING		EA	1						A1A10A2H1
X		A357 STUD, CLAMP HANDLE		EA	1						A1A0A2MP2
X		A358 EYE BOLT, MODIFIED		EA	1						A1A0MP1
X2-O		A359 NUT, EYE: G400 (02210)		EA	1						A1A10H1
X2-O	5310-974-6623	A360 WASHER, LOCK: MS35338-140 (96906)		EA	1						A1A10H1
X2-O	5310-625-5756	A361 WASHER, FLAT: MS15795-812 (96906)		EA	1						A1A10H1
P-O	6660-947-1758	A362 TUBE, SUPPORT, CENTER: SMD2000538GR1 (80063)		EA	1	*	*	*	*	4	A1A10MP2 (4)
A-O		A363 CENTER SUPPORT ASSEMBLY: SMC2000537GR2 (80063)		EA	1						A1A11
X		A364 CLAMP HANDLE ASSEMBLY		EA	1						A1A11A1
X		A365 PIN, SPRING		EA	1						A1A11H1
X		A366 WASHER, FLAT		EA	2						A1A11H2
X		A367 HANDLE, CLAMP		EA	1						A1A11A1MP1
X		A368 PIN, SPRING		EA	1						A1A11A1H1
X		A369 STUD, CLAMP HANDLE		EA	1						A1A11A1MP2
X		A370 CLAMP HANDLE ASSEMBLY		EA	1						A1A11A2
X		A371 PIN, SPRING		EA	1						A1A11H1
X		A372 WASHER, FLAT		EA	2						A1A11H2
X		A373 HANDLE, CLAMP		EA	1						A1A11A2MP1
X		A374 PIN, SPRING		EA	1						A1A11A2H1
X		A375 STUD, CLAMP HANDLE		EA	1						A1A11A2MP2
X		A376 EYE BOLT, MODIFIED		EA	1						A1A11MP1
X2-O		A377 NUT, EYE: SAME AS A359		EA	1						A1A11H1
X2-O	5310-974-6623	A378 WASHER, LOCK: SAME AS A360		EA	1						A1A11H1
X2-O	5310-625-5756	A379 WASHER, FLAT: SAME AS A361		EA	1						A1A11H1
P-O	6660-947-1779	A380 TUBE, SUPPORT, CENTER: SMD2000538GR2 (80063)		EA	1	*	*	*	*	4	A1A11MP2 (12)
P-O	5340-999-3910	A381 STRAP ASSEMBLY: SMC2000540 (80063)		EA	1	*	*	*	1	4	A1A12 (13)
X1-O		A382 HOOK SNAP, SPRING, MODIFIED: SAME AS A336		EA	2						A1A12MP1
X1-O		A383 HOOK SNAP, SPRING, MODIFIED: SAME AS A336		EA	REF						A1A12MP2
A-O		A384 FORWARD SUPPORT ASSEMBLY: SMD2000535 (80063)		EA	1						A1A13
X		A385 CLAMP HANDLE ASSEMBLY		EA	1						A1A13A1
X		A386 PIN, SPRING		EA	1						A1A13H1
X		A387 WASHER, FLAT		EA	2						A1A13H2
X		A388 HANDLE, CLAMP		EA	1						A1A13A1MP1
X		A389 PIN, SPRING		EA	1						A1A13A1H1
X		A390 STUD, CLAMP HANDLE		EA	1						A1A13A1MP2

TM11-6660-238-25P
SECTION III. REPAIR PARTS FOR ORGANIZATIONAL MAINTENANCE (CONTINUED)

(1) SMR CODE	(2) FEDERAL STOCK NUMBER	(3) DESCRIPTION	USABLE ON CODE	(4) UNIT OF MEAS	(5) QTY INC IN UNIT	(6) 15-DAY ORGANIZATIONAL MAINTENANCE ALW				(7) ILLUSTRATIONS (A) ITEM NO OR REFERENCE DESIGNATION	
						(A) 1-5	(B) 6-20	(C) 21-50	(D) 51-100	FIG NO	(B) ITEM NO OR REFERENCE DESIGNATION
X2-O		A391 NUT, PLAIN, CLINCH: 68NC4-82 (72962)		EA	1						A1A13H1
P-O	5325-926-5324	A392 STUD, FASTENER: MS27977-13B (96906)		EA	1	*	*	*	1		A1A13H1
P-O	6660-947-1770	A393 TUBE ASSY, FORWARD SUPPORT: SMD2000536 (80063)		EA	1	*	*	*	*	4	A1A13A2 (16)
P-O	6660-947-1757	A394 LEG ASSEMBLY, REAR: SMD2000534GR1 (80063)		EA	1	*	*	*	*	1	A1A14 (4)
X1-O		A395 PLATE, MOUNTING: SMC2000555-9 (80063)		EA	1						A1A14MP1
X1-O		A396 RIVET, BLIND: MS2060086W3 (96906)		EA	2						A1A14H2
X1-O		A397 PLATE, MOUNTING: SMC2000555-1 (80063)		EA	1						A1A14MP2
X1-O		A398 RIVET, BLIND: SAME AS A396		EA	1						A1A14H1
X1-O		A399 RECEPTACLE, POSITIVE LOCK: 119-18A (71286)		EA	1						A1A14MP3
X1-O		A400 RIVET, SOLID: MS20426DD5-8 (96906)		EA	2						A1A14H2
P-O	6660-947-1756	A401 LEG ASSEMBLY, REAR: SMD2000534GR2 (80063)		EA	1	*	*	*	*	1	A1A15 (11)
X1-O		A402 PLATE, MOUNTING: SAME AS A395		EA	1						A1A15MP1
X1-O		A403 RIVET, BLIND: SAME AS A396		EA	2						A1A15H2
X1-O		A404 PLATE, MOUNTING: SMC2000555-3 (80063)		EA	1						A1A15MP2
X1-O		A405 RIVET, BLIND: SAME AS A396		EA	1						A1A15H1
P-O	6660-947-1754	A406 LEG ASSEMBLY, CENTER: SMD2000533GR1 (80063)		EA	1	*	*	*	*	1	A1A16 (14)
X1-O		A407 PLATE, MOUNTING: SAME AS A395		EA	1						A1A16MP1
X1-O		A408 RIVET, BLIND: SAME AS A396		EA	2						A1A16H2
X1-O		A409 PLATE, MOUNTING: SMC2000555-2 (80063)		EA	1						A1A16MP2
X1-O		A410 RIVET, BLIND: SAME AS A396		EA	1						A1A16H1
P-O	6660-947-1755	A411 LEG ASSEMBLY, CENTER: SMD2000533GR2 (80063)		EA	1	*	*	*	*	2	A1A17 (4)
X1-O		A412 PLATE, MOUNTING: SAME AS A395		EA	1						A1A17MP1
X1-O		A143 RIVET, BLIND: SAME AS A396		EA	2						A1A17H2
X1-O		A414 PLATE, MOUNTING: SMC2000555-4 (80063)		EA	1						A1A17MP2
X1-O		A415 RIVET, BLIND: SAME AS A396		EA	1						A1A17H1
P-O	6660-947-1753	A416 LEG ASSEMBLY, FORWARD: SMD2000532GR1 (80063)		EA	1	*	*	*	*	1	A1A18 (13)
X1-O		A417 PLATE, MOUNTING: SMC2000555-5 (80063)		EA	1						A1A18MP1
X1-O		A418 RIVET, BLIND: SAME AS A396		EA	1						A1A18H1
X1-O		A419 PLATE, MOUNTING: SAME AS A395		EA	1						A1A18MP2
X1-O		A420 RIVET, BLIND: SAME AS A396		EA	2						A1A18H2
X1-O		A421 RECEPTACLE, POSITIVE LOCK: SAME AS A399		EA	1						A1A18MP3
X1-O		A422 RIVET, SOLID: SAME AS A400		EA	2						A1A18H2
P-O	6660-947-1763	A423 LEG ASSEMBLY, FORWARD: SMD2000532GR2 (80063)		EA	1	*	*	*	*	4	A1A19 (22)
X1-O		A424 PLATE, MOUNTING: SMC2000555-6 (80063)		EA	1						A1A19MP1
X1-O		A425 RIVET, BLIND: SAME AS A396		EA	1						A1A19H1
X1-O		A426 PLATE, MOUNTING: SAME AS A395		EA	1						A1A19MP2
X1-O		A427 RIVET, BLIND: SAME AS A396		EA	2						A1A19H2
X1-O		A428 RECEPTACLE, POSITIVE LOCK: SAME AS A399		EA	1						A1A19MP3
X1-O		A429 RIVET, SOLID: SAME AS A400		EA	2						A1A19H2
P-O	6660-947-1713	A430 SKID ASSEMBLY: SMC2000548 (80063)		EA	1	*	*	*	*	1	A1A20 (9)
X1-O		A431 SKID: SMD2000547 (80063)		EA	1					5	A1A20MP1 (4)

TM11-6660-238-25P
SECTION III. REPAIR PARTS FOR ORGANIZATIONAL MAINTENANCE (CONTINUED)

(1) SMR CODE	(2) FEDERAL STOCK NUMBER	(3) DESCRIPTION	(4) UNIT OF MEAS	(5) QTY INC IN UNIT	(6) 15-DAY ORGANIZATIONAL MAINTENANCE ALW				(7) ILLUSTRATIONS (A) FIG		(B) ITEM NO OR REFERENCE DESIGNATION
		REFERENCE NUMBER & MFR CODE	USABLE ON CODE		1-5	6-20	21-50	(D) 51-100	NO		
P-O	5325-483-1220	A432 STUD ASSEMBLY, MODIFIED: SMB2000549 (80063)	EA	1	*	*	*	*	5	A1A20A1 (5)	
X1-O		A433 PIN, SPRING: MS16562-227 (96906)	EA	1					5	A1A20H1 (1)	
X1-O		A434 WASHER, LOCK: AN8013-3 (88044)	EA	2					5	A1A20H2 (2)	
X1-O		A435 WASHER, RUBBER: SMB2000528-2 (80063)	EA	2					5	A1A20H2 (3)	
P-O	6660-947-1713	A436 SKID ASSEMBLY: SAME AS A430	EA	1	REF	REF	REF	REF	4	A1A21 (7)	
X1-O		A437 SKID: SAME AS A431	EA	1						A1A21MP1	
P-O	5325-483-1220	A438 STUD ASSEMBLY, MODIFIED: SAME AS A432	EA	1	REF	REF	REF	REF	5	A1A21A1 (5)	
X1-O		A439 PIN, SPRING: SAME AS A433	EA	1						A1A21H1	
X1-O		A440 WASHER, LOCK: SAME AS A434	EA	2						A1A21H2	
X1-O		A441 WASHER, RUBBER: SAME AS A435	EA	2						A1A21H2	
P-O	6660-947-1713	A442 SKID ASSEMBLY: SAME AS A430	EA	1	REF	REF	REF	REF	4	A1A22 (7)	
X1-O		A443 SKID: SAME AS A431	EA	1						A1A22MP1	
P-O	5325-483-1220	A444 STUD ASSEMBLY, MODIFIED: SAME AS A432	EA	1	REF	REF	REF	REF	5	A1A22A1 (5)	
X1-O		A445 PIN, SPRING: SAME AS A433	EA	1						A1A22H1	
X1-O		A446 WASHER, LOCK: SAME AS A434	EA	2						A1A22H2	
X1-O		A447 WASHER, RUBBER: SAME AS A435	EA	2						A1A22H2	
P-O	6660-947-1760	A448 CABLE ASSEMBLY, RETENTION: SMC2000552 (80063)	EA	1	*	*	*	1	1	A1A23 (12)	
X1-O		A449 HOOK SNAP, SPRING MODIFIED: SMB2000559 (80063)	EA	2						A1A23MP1	
X1-O		A450 HOOK SNAP, SPRING MODIFIED: SAME AS A449	EA	REF						A1A23MP2	
X1-O		A450A ROPE: SMC200552-1 (80063)	EA	REF						A1A23MP4	
X1-O		A451 SNUBBER, ROPE: SP3089 (96603)	EA	1						A1A23MP3	
P-O	6660-947-1760	A452 CABLE ASSEMBLY, RETENTION: SAME AS A448	EA	1	REF	REF	REF	REF	4	A1A24 (24)	
X1-O		A453 HOOK SNAP, SPRING MODIFIED: SAME AS A449	EA	2						A1A24MP1	
X1-O		A454 HOOK SNAP, SPRING MODIFIED: SAME AS A449	EA	REF						A1A24MP2	
X1-O		A454A ROPE: SAME AS A450A	FT	1						A1A24MP4	
X1-O		A455 SNUBBER, ROPE: SAME AS A451	EA	1						A1A24MP3	
P-O	6660-947-1760	A456 CABLE ASSEMBLY, RETENTION: SAME AS A448	EA	1	REF	REF	REF	REF	4	A1A25 (24)	
X1-O		A457 HOOK SNAP, SPRING MODIFIED: SAME AS A449	EA	2						A1A25MP1	
X1-O		A458 HOOK SNAP, SPRING MODIFIED: SAME AS A4449	EA	REF						A1A25MP2	
X1-O		A458A ROPE: SAME AS A450A	FT	1						A1A25MP4	
X1-O		A459 SNUBBER, ROPE: SAME AS A451	EA	1						A1A25MP3	
P-O	8105-935-7101	A464 BAG ASSEMBLY, SAND: SMC2000551 (80063)	EA	1	*	*	1	1	4	A1A27 (2)	
X1-O		A465 GROMMET, METALLIC: SAME AS A283	EA	2						A1A27MP1	
X1-O		A466 GROMMET, METALLIC: SAME AS A283	EA	REF						A1A27MP2	
P-O	8105-935-7101	A467 BAG ASSEMBLY: SAME AS A464	EA	1	REF	REF	REF	REF	4	A1A28 (2)	
X1-O		A468 GROMMET, METALLIC: SAME AS A283	EA	2						A1A28MP1	
X1-O		A469 GROMMET, METALLIC: SAME AS A283	EA	REF						A1A28MP2	
P-O	8105-935-7101	A470 BAG ASSEMBLY: SAME AS A464	EA	1	REF	REF	REF	REF	4	A1A29 (2)	
X1-O		A471 GROMMET, METALLIC: SAME AS A283	EA	2						A1A29MP1	
X1-O		A472 GROMMET, METALLIC: SAME AS A283	EA	REF						A1A29MP2	
P-O	8105-935-7101	A473 BAG ASSEMBLY: SAME AS A464	EA	1	REF	REF	REF	REF	4	A1A30 (2)	

TM11-6660-238-25P
SECTION III. REPAIR PARTS FOR ORGANIZATIONAL MAINTENANCE (CONTINUED)

(1) SMR CODE	(2) FEDERAL STOCK NUMBER	(3) DESCRIPTION	USABLE ON CODE	(4) UNIT OF MEAS	(5) QTY INC IN UNIT	(6) 15-DAY ORGANIZATIONAL MAINTENANCE ALW				(7) ILLUSTRATIONS (A) FIG NO	(B) ITEM NO OR REFERENCE DESIGNATION
						(A) 1-5	(B) 6-20	(C) 21-50	(D) 51-100		
X1-O		A474 GROMMET, METALLIC: SAME AS A283		EA	2						A1A30MP1
X1-O		A475 GROMMET, METALLIC: SAME AS A283		EA	REF						A1A30MP2
P-O	8105-935-7101	A476 BAG ASSEMBLY: SAME AS A464		EA	1	REF	REF	REF	REF	4	A1A31 (2)
X1-O		A477 GROMMET, METALLIC: SAME AS A283		EA	2						A1A31MP1
X1-O		A478 GROMMET, METALLIC: SAME AS A283		EA	REF						A1A31MP2
P-O	8105-935-7101	A479 BAG ASSEMBLY: SAME AS A464		EA	1	REF	REF	REF	REF	4	A1A32 (2)
X1-O		A480 GROMMET, METALLIC: SAME AS A283		EA	2						A1A32MP1
X1-O		A481 GROMMET, METALLIC: SAME AS A283		EA	REF						A1A32MP2
P-O-T	6660-999-3914	A482 CASE ASSY, INFLATION, LAUCHING: SME2000503 (80063)		EA	1	*	*	*	*	4	A1A33 (1)
X1-O		A483 BLOCK, END, CASE POCKET: SMB2000556-1 (80063)		EA	4						A1A33MP1
X1-O		A484 BLOCK, END, CASE POCKET: SAME AS A483		EA	REF						A1A33MP2
X1-O		A485 BLOCK, END, CASE POCKET: SAME AS A483		EA	REF						A1A33MP3
X1-O		A486 BLOCK, END, CASE POCKET: SAME AS A483		EA	REF						A1A33MP4
X1-O		A487 BLOCK, END, CASE POCKET: SMB2000556-2 (80063)		EA	6						A1A33MP5
X1-O		A488 BLOCK, END, CASE POCKET: SAME AS A487		EA	REF						A1A33MP6
X1-O		A489 BLOCK, END, CASE POCKET: SAME AS A487		EA	REF						A1A33MP7
X1-O		A490 BLOCK, END, CASE POCKET: SAME AS A487		EA	REF						A1A33MP8
X1-O		A491 BLOCK, END, CASE POCKET: SAME AS A487		EA	REF						A1A33MP9
X1-O		A492 BLOCK, END, CASE POCKET: SAME AS A487		EA	REF						A1A33MP10
X1-O		A493 BLOCK, END, CASE POCKET: SMB2000556-3 (80063)		EA	1						A1A33MP11
X1-O		A494 BUCKLE: MS51929-2 (96906)		EA	22						A1A33MP12
X1-O		A495 BUCKLE: SAME AS A494		EA	REF						A1A33MP13
X1-O		A496 BUCKLE: SAME AS A494		EA	REF						A1A33MP14
X1-O		A497 BUCKLE: SAME AS A494		EA	REF						A1A33MP15
X1-O		A498 BUCKLE: SAME AS A494		EA	REF						A1A33MP16
X1-O		A499 BUCKLE: SAME AS A494		EA	REF						A1A33MP17
X1-O		A500 BUCKLE: SAME AS A494		EA	REF						A1A33MP18
X1-O		A501 BUCKLE: SAME AS A494		EA	REF						A1A33MP19
X1-O		A502 BUCKLE: SAME AS A494		EA	REF						A1A33MP20
X1-O		A503 BUCKLE: SAME AS A494		EA	REF						A1A33MP21
X1-O		A504 BUCKLE: SAME AS A494		EA	REF						A1A33MP22
X1-O		A505 BUCKLE: SAME AS A494		EA	REF						A1A33MP23
X1-O		A506 BUCKLE: SAME AS A494		EA	REF						A1A33MP24
X1-O		A507 BUCKLE: SAME AS A494		EA	REF						A1A33MP25
X1-O		A508 BUCKLE: SAME AS A494		EA	REF						A1A33MP26
X1-O		A509 BUCKLE: SAME AS A494		EA	REF						A133MP27
X1-O		A510 BUCKLE: SAME AS A494		EA	REF						A1A33MP28
X1-O		A511 BUCKLE: SAME AS A494		EA	REF						A1A33MP29
X1-O		A512 BUCKLE: SAME AS A494		EA	REF						A1A33MP30
X1-O		A513 BUCKLE: SAME AS A494		EA	REF						A1A33MP31
X1-O		A514 BUCKLE: SAME AS A494		EA	REF						A1A33MP32

TM11-6660-238-25P
SECTION III. REPAIR PARTS FOR ORGANIZATIONAL MAINTENANCE (CONTINUED)

(1) SMR CODE	(2) FEDERAL STOCK NUMBER	(3) DESCRIPTION	USABLE ON CODE	(4) UNIT OF MEAS	(5) QTY INC IN UNIT	(6) 15-DAY ORGANIZATIONAL MAINTENANCE ALW				(7) ILLUSTRATIONS (A) (B)	
						(A) 1-5	(B) 6-20	(C) 21-50	(D) 51-100	FIG NO	ITEM NO OR REFERENCE DESIGNATION
X1-0		A515 BUCKLE: SAME AS A494		EA	REF						A1A33MP33
X1-0		A516 CASE, BODY: SME2000503-1 (80063)		EA	1						A1A33MP34
X1-0		A517 CLINCH PLATE: SAME AS A017		EA	1						A133MP35
X1-0		A518 STUD, EYELET BASE: MS27977-9B (96906)		EA	1						A1A33H1
X1-0		A518 STUD, EYELET BASE: MS27977-9B (96906)		EA	1						A1A33H1
X1-0		A519 WASHER, FLAT: SAME AS A019		EA	1						A1A33H1
X1-0		A520 CLINCH PLATE: SAME AS A017		EA	1						A1A33MP36
X1-0		A521 STUD, EYELET BASE: SAME AS A018		EA	1						A1A33H1
X1-0		A522 WASHER, FLAT: SAME AS A019		EA	1						A1A33H1
X1-0		A523 CLINCH PLATE: SAME AS A017		EA	1						A1A33MP37
X1-0		A524 STUD, EYELET BASE: SAME AS A018		EA	1						A1A33H1
X1-0		A525 WASHER, FLAT: SAME AS A019		EA	1						A1A33H1
X1-0		A526 CLINCH PLATE: SAME AS A017		EA	1						A1A33MP38
X1-0		A527 STUD, EYELET BASE: SAME AS A018		EA	1						A1A33H1
X1-0		A528 WASHER, FLAT: SAME AS A019		EA	1						A1A33H1
X1-0		A529 CLINCH PLATE: SAME AS A017		EA	1						A1A33MP39
X1-0		A530 STUD, EYELET BASE: SAME AS A018		EA	1						A1A33H1
X1-0		A531 WASHER, FLAT: SAME AS A019		EA	1						A1A33H1
X1-0		A532 CLINCH PLATE: SAME AS A017		EA	1						A1A33MP40
X1-0		A533 STUD, EYELET BASE: SAME AS A018		EA	1						A1A33H1
X1-0		A534 WASHER, FLAT: SAME AS A019		EA	1						A1A33H1
X1-0		A535 CLIP, END: 231-74 (26752)		EA	33						A1A33MP41
X1-0		A536 CLIP, END: SAME AS A535		EA	REF						A1A33MP42
X1-0		A537 CLIP, END: SAME AS A535		EA	REF						A1A33MP43
X1-0		A538 CLIP, END: SAME AS A535		EA	REF						A1A33MP44
X1-0		A539 CLIP, END: SAME AS A535		EA	REF						A1A33MP45
X1-0		A540 CLIP, END: SAME AS A535		EA	REF						A1A33MP46
X1-0		A541 CLIP, END: SAME AS A535		EA	REF						A1A33MP47
X1-0		A542 CLIP, END: SAME AS A535		EA	REF						A1A33MP48
X1-0		A543 CLIP, END: SAME AS A535		EA	REF						A1A33MP49
X1-0		A544 CLIP, END: SAME AS A535		EA	REF						A1A33MP50
X1-0		A545 CLIP, END: SAME AS A535		EA	REF						A1A33MP51
X1-0		A546 CLIP, END: SAME AS A535		EA	REF						A1A33MP52
X1-0		A547 CLIP, END: SAME AS A535		EA	REF						A1A33MP53
X1-0		A548 CLIP, END: SAME AS A535		EA	REF						A1A33MP54
X1-0		A549 CLIP, END: SAME AS A535		EA	REF						A1A33MP55
X1-0		A550 CLIP, END: SAME AS A535		EA	REF						A1A33MP56
X1-0		A551 CLIP, END: SAME AS A535		EA	REF						A1A33MP57
X1-0		A552 CLIP, END: SAME AS A535		EA	REF						A1A33MP58
X1-0		A553 CLIP, END: SAME AS A535		EA	REF						A1A33MP59
X1-0		A554 CLIP, END: SAME AS A535		EA	REF						A1A33MP60
X1-0		A554 CLIP, END: SAME AS A535		EA	REF						A1A33MP61
X1-0		A556 CLIP, END: SAME AS A535		EA	REF						A1A33MP62

TM11-6660-238-25P
SECTION III. REPAIR PARTS FOR ORGANIZATIONAL MAINTENANCE (CONTINUED)

(1) SMR CODE	(2) FEDERAL STOCK NUMBER	(3) DESCRIPTION	USABLE ON CODE	(4) UNIT OF MEAS	(5) QTY INC IN UNIT	(6) 15-DAY ORGANIZATIONAL MAINTENANCE ALW				(7) ILLUSTRATIONS (A) ITEM NO OR REFERENCE DESIGNATION	
						(A) 1-5	(B) 6-20	(C) 21-50	(D) 51-100	(A) FIG NO	(B) ITEM NO OR REFERENCE DESIGNATION
X1-O		A557 CLIP, END: SAME AS A535		EA	REF						A1A33MP63
X1-O		A558 CLIP, END: SAME AS A535		EA	REF						A1A33MP64
X1-O		A559 CLIP, END: SAME AS A535		EA	REF						A1A33MP65
X1-O		A560 CLIP, END: SAME AS A535		EA	REF						A1A33MP66
X1-O		A561 CLIP, END: SAME AS A535		EA	REF						A1A33MP67
X1-O		A562 CLIP, END: SAME AS A535		EA	REF						A1A33MP68
X1-O		A563 CLIP, END: SAME AS A535		EA	REF						A1A33MP69
X1-O		A564 CLIP, END: SAME AS A535		EA	REF						A1A33MP70
X1-O		A565 CLIP, END: SAME AS A535		EA	REF						A1A33MP71
X1-O		A566 CLIP, END: SAME AS A535		EA	REF						A1A33MP72
X1-O		A567 CLIP, END: SAME AS A535		EA	REF						A1A33MP73
X1-O		A568 FASTENER, INTERLOCKING SLIDE: AN229-4E6 674-2 (88044)		EA	1						A1A33MP74
X1-O		A569 GROMMET, METALLIC: 231-75 (26752)		EA	2						A1A33MP75
X1-O		A570 GROMMET, METALLIC: SAME AS A569		EA	REF						A1A33MP76
X1-O		A571 GROMMET, METALLIC: 231-76 (26752)		EA	11						A1A33MP77
X1-O		A572 GROMMET, METALLIC: SAME AS A571		EA	REF						A1A33MP78
X1-O		A573 GROMMET, METALLIC: SAME AS A571		EA	REF						A1A33MP79
X1-O		A574 GROMMET, METALLIC: SAME AS A571		EA	REF						A1A33MP80
X1-O		A575 GROMMET, METALLIC: SAME AS A571		EA	REF						A1A33MP81
X1-O		A576 GROMMET, METALLIC: SAME AS A571		EA	REF						A1A33MP82
X1-O		A577 GROMMET, METALLIC: SAME AS A571		EA	REF						A1A33MP83
X1-O		A578 GROMMET, METALLIC: SAME AS A571		EA	REF						A1A33MP84
X1-O		A579 GROMMET, METALLIC: SAME AS A571		EA	REF						A1A33MP85
X1-O		A580 GROMMET, METALLIC: SAME AS A571		EA	REF						A1A33MP86
X1-O		A581 GROMMET, METALLIC: SAME AS A571		EA	REF						A1A33MP87
X1-O		A582 POCKET, CASE: SME2000503-10 (80063)		EA	1						A1A33MP88
X1-O		A583 POCKET, CASE: SME2000503-11 (80063)		EA	1						A1A33MP89
X1-O		A584 POCKET, CASE: SME2000503-12 (80063)		EA	1						A1A33MP90
X1-O		A585 POCKET, CASE: SME2000503-13 (80063)		EA	1						A1A33MP91
X1-O		A586 RETAINR, CASE: SME2000503-2 (80063)		EA	2						1A33MP92
X1-O		A587 RETAINER, CASE: SAME AS A586		EA	REF						A1A33MP93
X1-O		A588 RETAINER, CASE: SME2000503-3 (80063)		EA	1						A1A33MP94
X1-O		A589 RETAINER, CASE: SME2000503-4 (80063)		EA	10						A1A33MP95
X1-O		A590 RETAINER, CASE: SAME AS A589		EA	REF						A1A33MP96
X1-O		A591 RETAINER, CASE: SAME AS A589		EA	REF						A1A33MP97
X1-O		A592 RETAINER, CASE: SAME AS A589		EA	REF						A1A33MP98
X1-O		A593 RETAINER, CASE: SAME AS A589		EA	REF						A1A33MP99
X1-O		A594 RETAINER, CASE: SAME AS A589		EA	REF						A1A33MP100
X1-O		A595 RETAINER, CASE: SAME AS A589		EA	REF						A1A33MP101
X1-O		A596 RETAINER, CASE: SAME AS A589		EA	REF						A1A33MP102
X1-O		A597 RETAINER, CASE: SAME AS A589		EA	REF						A1A33MP103

TM11-6660-238-25P
SECTION III. REPAIR PARTS FOR ORGANIZATIONAL MAINTENANCE (CONTINUED)

(1) SMR CODE	(2) FEDERAL STOCK NUMBER	(3) DESCRIPTION	USABLE ON CODE	(4)	(5)	(6)				(7)	
				UNIT OF MEAS	QTY INC IN UNIT	15-DAY ORGANIZATIONAL MAINTENANCE ALW				(A)	(B)
		REFERENCE NUMBER & MFR CODE				1-5	6-20	21-50	(D)	FIG	ITEM NO OR REFERENCE DESIGNATION
X1-O		A598 RETAINER, CASE: SAME AS A589		EA	REF						A1A33MP104
X1-O		A599 RETAINER, CASE: SME2000503-5 (80063)		EA	2						A1A33MP105
X1-O		A600 RETAINER, CASE: SAME AS A599		EA	REF						A1A33MP106
X1-O		A601 RETAINER, CASE: SME2000503-6 (80063)		EA	6						A1A33MP107
X1-O		A602 RETAINER, CASE: SAME AS A601		EA	REF						A1A33MP108
X1-O		A603 RETAINER, CASE: SAME AS A601		EA	REF						A1A33MP109
X1-O		A604 RETAINER, CASE: SAME AS A601		EA	REF						A1A33MP110
X1-O		A605 RETAINER, CASE: SAME AS A601		EA	REF						A1A33MP111
X1-O		A606 RETAINER, CASE: SAME AS A601		EA	REF						A1A33MP112
X1-O		A607 RETAINER, CASE: SME2000503-7 (80063)		EA	1						A1A33MP113
X1-O		A608 RETAINER, CASE: SME2000503-8 (80063)		EA	1						A1A33MP114
X1-O		A609 RING, DEE: SAME AS A014		EA	9						A1A33MP115
Z1-O		A610 RING, DEE: SAME AS A014		EA	REF						A1A33MP116
X1-O		A611 RING, DEE: SAME AS A014		EA	REF						A1A33MP117
X1-O		A612 RING, DEE: SAME AS A014		EA	REF						A1A33MP118
X1-O		A613 RING, DEE: SAME AS A014		EA	REF						A1A33MP119
X1-O		A614 RING, DEE: SAME AS A014		EA	REF						A1A33MP120
X1-O		A615 RING, DEE: SAME AS A014		EA	REF						A1A33MP121
X1-O		A616 RING, DEE: SAME AS A014		EA	REF						A1A33MP122
X1-O		A617 RING, DEE: SAME AS A014		EA	REF						A1A33MP123
X1-O		A618 SOCKET, BASE: MS27981-3B (96906)		EA	1						A1A33MP124
X1-O		A619 BUTTON: MS27981-1B (96906)		EA	1						A133H1
X1-O		A620 STUD: MS27981-4B (96906)		EA	1						A1A33H1
X1-O		A621 EYELET: MS27981-5B (96906)		EA	1						A1A33H1
X1-O		A622 SOCKET, BASE: SAME AS A618		EA	1						A1A33MP125
X1-O		A623 BUTTON: SAME AS A619		EA	1						A1A33H1
X1-O		A624 STUD: SAME AS A620		EA	1						A1A33H1
X1-O		A625 EYELET: SAME AS A621		EA	1						A1A33H1
X1-O		A626 SOCKET, BASE: SAME AS A618		EA	1						A1A33MP126
X1-O		A627 BUTTON: SAME AS A619		EA	1						A1A33H1
X1-O		A628 STUD: SAME AS A620		EA	1						A1A33H1
X1-O		A629 EYELET: SAME AS A621		EA	1						A1A33H1
X1-O		A630 SOCKET, BASE: SAME AS A618		EA	1						A1A33MP127
X1-O		A631 BUTTON: SAME AS A619		EA	1						A1A33H1
X1-O		A632 STUD: SAME AS A620		EA	1						A1A33H1
X1-O		A633 EYELET: SAME AS A621		EA	1						A1A33H1
X1-O		A634 SOCKET, BASE: SAME AS A618		EA	1						A1A33MP128
X1-O		A635 BUTTON: SAME AS A619		EA	1						A1A33H1
X1-O		A636 STUD: SAME AS A620		A	1						A1A33H1
X1-O		A637 EYELET: SAME AS A621		EA	1						A1A33H1
X1-O		A638 SOCKET, BASE: SAME AS A618		EA	1						A1A33MP129

TM11-6660-238-25P
SECTION III. REPAIR PARTS FOR ORGANIZATIONAL MAINTENANCE (CONTINUED)

(1) SMR CODE	(2) FEDERAL STOCK NUMBER	(3) DESCRIPTION	USABLE ON CODE	(4) UNIT OF MEAS	(5) QTY INC IN UNIT	(6) 15-DAY ORGANIZATIONAL MAINTENANCE ALW				(7) ILLUSTRATIONS (A) (B)	
						(A) 1-5	(B) 6-20	(C) 21-50	(D) 51-100	FIG NO	ITEM NO OR REFERENCE DESIGNATION
X1-0		A639 BUTTON: SAME AS A619		EA	1						A1A33H1
X1-0		A640 STUD: SAME AS A620		EA	1						A1A33H1
X1-0		A641 EYELET: SAME AS A621		EA	1						A1A33H1
X1-0		A642 SOCKET, BASE: SAME AS A618		EA	1						A1A33MP130
X1-0		A643 BUTTON: SAME AS A619		EA	1						A1A33H1
X1-0		A644 STUD: SAME AS A620		EA	1						A1A33H1
X1-0		A645 EYELET: SAME AS A621		EA	1						A1A33H1
X1-0		A646 SOCKET, BASE: SAME AS A618		EA	1						A1A33MP131
X1-0		A647 BUTTON: SAME AS A619		EA	1						A1A33H1
X1-0		A648 STUD: SAME AS A620		EA	1						A1A33H1
X1-0		A649 EYELET: SAME AS A621		EA	1						A1A33H1
X1-0		A650 SOCKET, BASE: SAME AS A618		EA	1						A1A33MP132
X1-0		A651 BUTTON: SAME AS A619		EA	1						A1A33H1
X1-0		A652 STUD: SAME AS A620		EA	1						A1A33H1
X1-0		A653 EYELET: SAME AS A621		EA	1						A1A33H1
X1-0		A654 SOCKET, BASE: SAME AS A618		EA	1						A1A33MP133
X1-0		A655 BUTTON: SAME AS A619		EA	1						A1A33H1
X1-0		A656 STUD: SAME AS A620		EA	1						A1A33H1
X1-0		A657 EYELET: SAME AS A621		EA	1						A1A33H1
X1-0		A658 SOCKET, BASE: SAME AS A618		EA	1						A1A33MP134
X1-0		A659 BUTTON: SAME AS A619		EA	1						A1A33H1
X1-0		A660 STUD: SAME AS A620		EA	1						A1A33H1
X1-0		A661 EYELET: SAME AS A621		EA	1						A1A33H1
X1-0		A662 SOCKET, BASE: SAME AS A618		EA	1						A1A33MP135
X1-0		A663 BUTTON: SAME AS A619		EA	1						A1A33H1
X1-0		A664 STUD: SAME AS A620		EA	1						A1A33H1
X1-0		A665 EYELET: SAME AS A621		EA	1						A1A33H1
X1-0		A666 SOCKET, BASE: SAME AS A618		EA	1						A1A33MP136
X1-0		A667 BUTTON: SAME AS A619		EA	1						A1A33H1
X1-0		A668 STUD: SAME AS A620		EA	1						A1A33H1
X1-0		A669 EYELET: SAME AS A621		EA	1						A1A33H1
X1-0		A670 SOCKET, BASE: SAME AS A618		EA	1						A1A33MP137
X1-0		A671 BUTTON: SAME AS A619		EA	1						A1A33H1
X1-0		A672 STUD: SAME AS A620		EA	1						A1A33H1
X1-0		A673 EYELET: SAME AS A621		EA	1						A1A33H1
X1-0		A674 SOCKET, BASE: SAME AS A618		EA	1						A1A33MP138
X1-0		A675 BUTTON: SAME AS A619		EA	1						A1A33H1
X1-0		A676 STUD: SAME AS A620		EA	1						A1A33H1
X1-0		A677 EYELET: SAME AS A621		EA	1						A1A33H1
X1-0		A678 SOCKET, BASE: SAME AS A618		EA	1						A1A33MP139
X1-0		A679 BUTTON: SAME AS A619		EA	1						A1A33H1

TM11-6660-238-25P
SECTION III. REPAIR PARTS FOR ORGANIZATIONAL MAINTENANCE (CONTINUED)

(1) SMR CODE	(2) FEDERAL STOCK NUMBER	(3) DESCRIPTION	USABLE ON CODE	(4) UNIT OF MEAS	(5) QTY INC IN UNIT	(6) 15-DAY ORGANIZATIONAL MAINTENANCE ALW				(7) ILLUSTRATIONS	
						(A) 1-5	(B) 6-20	(C) 21-50	(D) 51-100	(A) FIG NO	(B) ITEM NO OR REFERENCE DESIGNATION
X1-0		A680 STUD: SAME AS A620		EA	1						A1A33H1
X1-0		A681 EYELET: SAME AS A621		EA	1						A1A33H1
X1-0		A682 SOCKET, LONG PRONG: SAME AS A151		EA	6						A1A33MP140
X1-0		A683 SOCKET, LONG PRONG: SAME AS A151		EA	REF						A1A33MP141
X1-0		A684 SOCKET, LONG PRONG: SAME AS A151		EA	REF						A1A33MP142
X1-0		A685 SOCKET, LONG PRONG: SAME AS A151		EA	REF						A1A33MP143
X1-0		A686 SOCKET, LONG PRONG: SAME AS A151		EA	REF						A1A33MP144
X1-0		A687 SOCKET, LONG PRONG: SAME AS A151		EA	REF						A1A33MP145
X1-0		A688 STRIP, REINFORCEMENT: SME2000505-9 (80063)		EA	4						A1A33MP146
X1-0		A689 STRIP, REINFORCEMENT: SAME AS A688		EA	REF						A1A33MP147
X1-0		A690 STRIP, REINFORCEMENT: SAME AS A688		EA	REF						A1A33MP148
X1-0		A691 STRIP, REINGORCEMENT: SAME AS A688		EA	REF						A1A33MP149
X1-0		A692 TACK: MS90722-2 (96906)		EA	77						A1A33MP150
X1-0		A693 TACK: SAME AS A692		EA	REF						A1A33MP151
X1-0		A694 TACK: SAME AS A692		EA	REF						A1A33MP152
X1-0		A695 TACK: SAME AS A692		EA	REF						A1A33MP153
X1-0		A696 TACK: SAME AS A692		EA	REF						A1A33MP154
X1-0		A697 TACK: SAME AS A692		EA	REF						A1A33MP155
X1-0		A698 TACK: SAME AS A692		EA	REF						A1A33MP156
X1-0		A699 TACK: SAME AS A692		EA	REF						A1A33MP157
X1-0		A700 TACK: SAME AS A692		EA	REF						A1A33MP158
X1-0		A701 TACK: SAME AS A692		EA	REF						A1A33MP159
X1-0		A702 TACK: SAME AS A692		EA	REF						A1A33MP160
X1-0		A703 TACK: SAME AS A692		EA	REF						A1A33MP161
X1-0		A704 TACK: SAME AS A692		EA	REF						A1A33MP162
X1-0		A705 TACK: SAME AS A692		EA	REF						A1A33MP163
X1-0		A706 TACK: SAME AS A692		EA	REF						A1A33MP164
X1-0		A707 TACK: SAME AS A692		EA	REF						A1A33MP165
X1-0		A708 TACK: SAME AS A692		EA	REF						A1A33MP166
X1-0		A709 TACK: SAME AS A692		EA	REF						A1A33MP167
X1-0		A710 TACK: SAME AS A692		EA	REF						A1A33MP168
X1-0		A711 TACK: SAME AS A692		EA	REF						A1A33MP169
X1-0		A712 TACK: SAME AS A692		EA	REF						A1A33MP170
X1-0		A713 TACK: SAME AS A692		EA	REF						A1A33MP171
X1-0		A714 TACK: SAME AS A692		EA	REF						A1A33MP172
X1-0		A715 TACK: SAME AS A692		EA	REF						A1A33MP173
X1-0		A716 TACK: SAME AS A692		EA	REF						A1A33MP174
X1-0		A717 TACK: SAME AS A692		EA	REF						A1A33MP175
X1-0		A718 TACK: SAME AS A692		EA	REF						A1A33MP176
X1-0		A719 TACK: SAME AS A692		EA	REF						A1A33MP177
X1-0		A720 TACK: SAME AS A692		EA	REF						A1A33MP178

TM11-6660-238-25P
SECTION III. REPAIR PARTS FOR ORGANIZATIONAL MAINTENANCE (CONTINUED)

(1) SMR CODE	(2) FEDERAL STOCK NUMBER	(3) DESCRIPTION	USABLE ON CODE	(4) UNIT OF MEAS	(5) QTY INC IN UNIT	(6) 15-DAY ORGANIZATIONAL MAINTENANCE ALW				(7) ILLUSTRATIONS (A) (B)	
						(A) 1-5	(B) 6-20	(C) 21-50	(D) 51-100	FIG NO	ITEM NO OR REFERENCE DESIGNATION
X1-0		A721 TACK: SAME AS A692		EA	REF						A1A33MP179
X1-0		A722 TACK: SAME AS A692		EA	REF						A1A33MP180
X1-0		A723 TACK: SAME AS A692		EA	REF						A1A33MP181
X1-0		A724 TACK: SAME AS A692		EA	REF						A1A33MP182
X1-0		A725 TACK: SAME AS A692		EA	REF						A1A33MP183
X1-0		A726 TACK: SAME AS A692		EA	REF						A1A33MP184
X1-0		A727 TACK: SAME AS A692		EA	REF						A1A33MP185
X1-0		A728 TACK: SAME AS A692		EA	REF						A1A33MP186
X1-0		A729 TACK: SAME AS A692		EA	REF						A1A33MP187
X1-0		A730 TACK: SAME AS A692		EA	REF						A1A33MP188
X1-0		A731 TACK: SAME AS A692		EA	REF						A1A33MP189
X1-0		A732 TACK: SAME AS A692		EA	REF						A1A33MP190
X1-0		A733 TACK: SAME AS A692		EA	REF						A1A33MP191
X1-0		A734 TACK: SAME AS A692		EA	REF						A1A33MP192
X1-0		A735 TACK: SAME AS A692		EA	REF						A1A33MP193
X1-0		A736 TACK: SAME AS A692		EA	REF						A1A33MP194
X1-0		A737 TACK: SAME AS A692		EA	REF						A1A33MP195
X1-0		A738 TACK: SAME AS A692		EA	REF						A1A33MP196
X1-0		A739 TACK: SAME AS A692		EA	REF						A1A33MP197
X1-0		A740 TACK: SAME AS A692		EA	REF						A1A33MP198
X1-0		A741 TACK: SAME AS A692		EA	REF						A1A33MP199
X1-0		A742 TACK: SAME AS A692		EA	REF						A1A33MP200
X1-0		A743 TACK: SAME AS A692		EA	REF						A1A33MP201
X1-0		A744 TACK: SAME AS A692		EA	REF						A1A33MP202
X1-0		A745 TACK: SAME AS A692		EA	REF						A1A33MP203
X1-0		A746 TACK: SAME AS A692		EA	REF						A1A33MP204
X1-0		A747 TACK: SAME AS A692		EA	REF						A1A33MP205
X1-0		A748 TACK: SAME AS A692		EA	REF						A1A33MP206
X1-0		A749 TACK: SAME AS A692		EA	REF						A1A33MP207
X1-0		A750 TACK: SAME AS A692		EA	REF						A1A33MP208
X1-0		A751 TACK: SAME AS A692		EA	REF						A1A33MP209
X1-0		A752 TACK: SAME AS A692		EA	REF						A1A33MP210
X1-0		A753 TACK: SAME AS A692		EA	REF						A1A33MP211
X1-0		A754 TACK: SAME AS A692		EA	REF						A1A33MP212
X1-0		A755 TACK: SAME AS A692		EA	REF						A1A33MP213
X1-0		A756 TACK: SAME AS A692		EA	REF						A1A33MP214
X1-0		A757 TACK: SAME AS A692		EA	REF						A1A33MP215
X1-0		A758 TACK: SAME AS A692		EA	REF						A1A33MP216
X1-0		A759 TACK: SAME AS A692		EA	REF						A1A33MP217
X1-0		A760 TACK: SAME AS A692		EA	REF						A1A33MP218
X1-0		A761 TACK: SAME AS A692		EA	REF						A1A33MP219
X1-0		A762 TACK: SAME AS A692		EA	REF						A1A33MP220

TM11-6660-238-25P
SECTION III. REPAIR PARTS FOR ORGANIZATIONAL MAINTENANCE (CONTINUED)

(1) SMR CODE	(2) FEDERAL STOCK NUMBER	(3) DESCRIPTION	USABLE ON CODE	(4) UNIT OF MEAS	(5) QTY INC IN UNIT	(6) 15-DAY ORGANIZATIONAL MAINTENANCE ALW				(7) ILLUSTRATIONS (A) FIG NO	(B) OR REFERENCE DESIGNATION
						(A) 1-5	(B) 6-20	(C) 21-50	(D) 51-100		
X1-O		A763 TACK: SAME AS A692		EA	REF						A1A33MP221
X1-O		A764 TACK: SAME AS A692		EA	REF						A1A33MP222
X1-O		A765 TACK: SAME AS A692		EA	REF						A1A33MP223
X1-O		A766 TACK: SAME AS A692		EA	REF						A1A33MP224
X1-O		A767 TACK: SAME AS A692		EA	REF						A1A33MP225
X1-O		A768 TACK: SAME AS A692		EA	REF						A1A33MP226
P-O-T	6660-947-1704	A769 NOZZLE ASSEMBLY: SMC2000567 (80063)		EA	1	*	*	*	*	4	A1A34 (26)
P-O	6660-947-1765	A770 CLIP ASSEMBLY: SMC2000561 (80063)		EA	1	*	*	*	*	3	A1A34A1 (4)
X1-O		A771 CLIP: SMC2000563 (80063)		EA	1						A1A34A1MP1
P-O	6660-947-1752	A772 NOZZLE, METEOROLOGICAL BALLON: SMC2000565 (80063)		EA	1	*	*	*	*	3	A1A3MP1
P-O	5305-054-5648	A773 SCREW, MACHINE: MS51957-14 (96906)		EA	1	*	*	*	*	3	A1A34H1 (1)
X1-O		A774 WASHER, FLAT: MS15795-303 (96906)		EA	1					3	A1A34H1 (2)
X1-O		A775 WASHER, LOCK: MS35338-135 (96906)		EA	1						A1A34H1
P-O	5310-224-9229	A776 NUT, SHEET SPRING: SMB2000566 (80063)		EA	1	*	*	*	*	3	A6A34H1 (5)
P-O	6660-947-1703	A77 SNAP ASSEMBLY: SMC2000562 (80063)		EA	1	*	*	*	*	3	A1A34A2 (6)
X1-O		A778 HOOK SNAP, SPRING, MODIFIED: SAME AS A449		EA	1						A1A34A2MP1
X1-O		A778A TAPE: MIL-T-5038, TYPE III, 1W (81349)		FT	1						A1A34A2MP2
P-O	4030-580-7833	A779 ANCHOR: SMB2000519 (80063)		EA	1	*	*	*	*	1	A1MP1 (10)
P-O	3120-140-1615	A780 BUSHING, SLEEVE: SMB2000529 (80063)		EA	4	*	*	*	*		A1MP2
P-O	3120-140-1615	A781 BUSHING, SLEEVE: SAME AS A780		EA	REF	REF	REF	REF	REF		A1MP3
P-O	6660-947-1766	A782 CROWBAR: SMB2000524 (80063)		EA	1	*	*	*	*	4	A1MP4 (10)
P-O	4030-405-4494	A783 HOOK: SMB2000518 (80063)		EA	1	*	*	*	*	4	A1MP5 (25)
X2-O		A784 NUT, PLAIN, HEXAGON: MS35690-610 (96906)		EA	2						A1H2
MD-O		A785 PLATE, IDENTIFICATION: SMC2000504 (80063)		EA	1						A1MP6
X2-O	5320-582-3298	786 RIVET, BLIND: MS20600BW2 (96906)		EA	4						A1H4
X2-O	5305-021-3740	A787 SCREW, MACHINE, MS35307-364 (96906)		EA	2						A1H2
X1-O		A788 STUD, GROUNDING: SAME AS A218		EA	1						A1MP7
X2-O		A789 WASHER, FLAT: MS15795-813 (96906)		EA	4						A1H4
X2-O		A790 WASHER, LOCK: SAME AS A219		EA	3						A1H3
P-O	6660-167-9431	A791 RADIOSONDE HOLDER: SMC2000564 (80063)		EA	1	*	*	*	*	1	A1MP8 (6)
P-O	4720-948-2718	A792 HOSE: SME2000501-1 (80063)		FT	15	*	*	*	15	4	A1MP (23)

SECTION IV. REPAIR PARTS FOR DIRECT SUPPORT, GENERAL SUPPORT AND DEPOT MAINTENANCE

(1) SMR CODE	(2) FEDERAL STOCK NUMBER	(3) DESCRIPTION	USABLE ON CODE	(4) UNIT OF MEAS	(5) QTY INC IN UNIT	(6)			(7)			(8) 1 YR ALW PER EQUIP CNTGNCY	(9) DEPOT MAINT ALW PER 100 EQUIP	(10) ILLUSTRATIONS		
						30-DAY ALLOWANCE (A)	DS (B)	MAINT (C)	30-DAY ALLOWANCE (A)	GS (B)	MAINT (C)			(A) FIG NO	(B) ITEM NO OR REFERENCE DESIGNATION	
	6660-999-2663	A001 BALLOON INFLATION AND LAUNCHING DEVICE ML-594/U (THIS ITEM IS NONEXPENDABLE)														A1
P-O	6660-947-1761	A002 TUBE SUPPORT ASSY, OUTER: SMD2000541 (80063)		EA	1	*	*	*	*	*	*	4	2			1A1A1
P-O	6660-947-1762	A003 TUBE SUPPORT ASSY, INNER: SMD2000542 (80063)		EA	1	*	*	*	*	*	*	4	2			1A1A2
P-O	6660-947-1780	A004 BRACE ASSEMBLY, WINDBREAK: SMC2000543 (80063)		EA	1	*	*	*	*	*	*	4	2	4		1A1A3 (8)
X1-0		A005 BRACE, WINDBREAK: SMC2000544 (80063)		EA	1											1A1A3MP1
X1-0		A006 HOOK, CHAIN, S: SMB2000507 (80063)		EA	1											1A1A3MP2
X1-0		A007 LANYARD: LW1023-1-6 (83014)		EA	1											1A1A3MP3
X2-0	5305-054-6653	A008 SCREW, MACHINE: MS51957-29 (96906)		EA	1											1A1A3H1
X2-0	5310-880-5976	A009 WASHER, FLAT: MS15795-806 (96906)		EA	1											1A1A3H1
X2-0	5310-011-1041	A010 WASHER, LOCK: MS35338-79 (96906)		EA	1											1A1A3H1
X1-0		A011 STUD, WINDBREAK: SMB2000545 (80063)		EA	1											1A1A3MP4
P-O-T	6660-947-1749	A012 WINDBREAKER ASSY, CANVAS: SME2000506 (80063)		EA	1	*	*	*	*	*	*	4	2	1		1A1A4 (5)
X1-0		A013 CLAMP, LINE: 7070 (14557)		EA	1											1A1A4MP1
X1-0		A014 RING, DEE: MS51925-4 (96906)		EA	1											1A1A4H1
X1-0		A015 CLAMP, LINE: SAME AS A013		EA	1											1A1A4MP2
X1-0		A016 RING, DEE: SAME AS A014		EA	1											1A1A4H1
X1-0		A017 CLINCH PLATE: MS27977-3B (96906)		EA	1											1A1A4MP3
X1-0		A018 STUD, EYELET BASE: MS27977-8B (96906)		EA	1											1A1A4H1
X1-0		A019 WASHER, FLAT: MS27977-10B (96906)		EA	1											1A1A4H1
X1-0		A020 CLINCH PLATE: SAME AS A017		EA	1											1A1A4MP4
X1-0		A021 STUD, EYELET BASE: SAME AS A018		EA	1											1A1A4H1
X1-0		A022 WASHER, FLAT: SAME AS A019		EA	1											1A1A4H1
X1-0		A023 CLINCH PLATE: SAME AS A017		EA	1											1A1A4MP5
X1-0		A024 STUD, EYELET BASE: SAME AS A018		EA	1											1A1A4H1
X1-0		A025 WASHER, FLAT: SAME AS A019		EA	1											1A1A4H1
X1-0		A026 CLINCH PLATE: SAME AS A017		EA	1											1A1A4MP6
X1-0		A027 STUD, EYELET BASE: SAME AS A018		EA	1											1A1A4H1
X1-0		A028 WASHER, FLAT: SAME AS A019		EA	1											1A1A4H1

SECTION IV. REPAIR PARTS FOR DIRECT SUPPORT, GENERAL SUPPORT, AND DEPOT MAINTENANCE (CONTINUED)

(1) SMR CODE	(2) FEDERAL STOCK NUMBER	(3) DESCRIPTION	USABLE ON CODE	(4) UNIT OF MEAS	(5) QTY INC IN UNIT	(6) 30-DAY DS MAINT ALLOWANCE			(7) 30-DAY GS MAINT ALLOWANCE			(8) 1 YR ALW PER EQUIP CNTGNCY	(9) DEPOT MAINT ALW PER 100 EQUIP	(10) ILLUSTRATIONS		
						(A) 1-20	(B) 21-50	(C) 51-100	(A) 1-20	(B) 21-50	(C) 51-100			(A) FIG NO	(B) ITEM NO OR REFERENCE DESIGNATION	
X1-0		A029 CLINCH PLATE: SAME AS A017		EA	1											1A44MP7
X1-0		A030 STUD, EYELET BASE: SAME AS A018		EA	1											1A44H1
X1-0		A031 WASHER, FLAT: SAME AS A019		EA	1											1A44H1
X1-0		A032 CLINCH PLATE: SAME AS A017		EA	1											1A44MP8
X1-0		A033 STUD, EYELET BASE: SAME AS A018		EA	1											1A44H1
X1-0		A034 WASHER, FLAT: SAME AS A019		EA	1											1A44H1
X1-0		A035 CLINCH PLATE: SAME AS A017		EA	1											1A44MP9
X1-0		A036 STUD, EYELET BASE: SAME AS A018		EA	1											1A44H1
X1-0		A037 WASHER, FLAT: SAME AS A019		EA	1											1A44H1
X1-0		A038 CLINCH PLATE: SAME AS A017		EA	1											1A44MP10
X1-0		A039 STUD, EYELET BASE: SAME AS A018		EA	1											1A44H1
X1-0		A040 WASHER, FLAT: SAME AS A019		EA	1											1A44H1
X1-0		A041 CLINCH PLATE: SAME AS A017		EA	1											1A44MP11
X1-0		A042 STUD, EYELET BASE: SAME AS A018		EA	1											1A44H1
X1-0		A043 WASHER, FLAT: SAME AS A019		EA	1											1A44H1
X1-0		A044 CLINCH PLATE: SAME AS A017		EA	1											1A44MP12
X1-0		A045 STUD, EYELET BASE: SAME AS A018		EA	1											1A44H1
X1-0		A046 WASHER, FLAT: SAME AS A019		EA	1											1A44H1
X1-0		A047 CLINCH PLATE: SAME AS A017		EA	1											1A44MP13
X1-0		A048 STUD, EYELET BASE: SAME AS A018		EA	1											1A44H1
X1-0		A049 WASHER, FLAT: SAME AS A019		EA	1											1A44H1
X1-0		A050 CLINCH PLATE: SAME AS A017		EA	1											1A44MP14
X1-0		A051 STUD, EYELET BASE: SAME AS A018		EA	1											1A44H1
X1-0		A052 WASHER, FLAT: SAME AS A019		EA	1											1A44H1
X1-0		A053 CLINCH PLATE: SAME AS A017		EA	1											1A44MP15
X1-0		A054 STUD, EYELET BASE: SAME AS A018		EA	1											1A44H1
X1-0		A055 WASHER, FLAT: SAME AS A019		EA	1											1A44H1
X1-0		A056 CLINCH PLATE: SAME AS A017		EA	1											1A44MP16

SECTION IV. REPAIR PARTS FOR DIRECT SUPPORT, GENERAL SUPPORT, AND DEPOT MAINTENANCE (CONTINUED)

(1) SMR CODE	(2) FEDERAL STOCK NUMBER	(3) DESCRIPTION	USABLE ON CODE	(4) UNIT OF MEAS	(5) QTY INC IN UNIT	(6) 30-DAY DS MAINT ALLOWANCE			(7) 30-DAY GS MAINT ALLOWANCE			(8) 1 YR ALW PER EQUIP CNTGNCY	(9) DEPOT MAINT ALW PER 100 EQUIP	(10) ILLUSTRATIONS	
						(A) 1-20	(B) 21-50	(C) 51-100	(A) 1-20	(B) 21-50	(C) 51-100			(A) FIG NO	(B) ITEM NO OR REFERENCE DESIGNATION
X1-0		A057 STUD, EYELET BASE: SAME AS A018		EA	1										1A4H1
X1-0		A058 WASHER, FLAT: SAME AS A019		EA	1										1A4H1
X1-0		A059 CLINCH PLATE: SAME AS A017		EA	1										1A4MP17
X1-0		A060 STUD, EYELET BASE: SAME AS A018		EA	1										1A4H1
X1-0		A061 WASHER, FLAT: SAME AS A019		EA	1										1A4H1
X1-0		A062 CLINCH PLATE: SAME AS A017		EA	1										1A4MP18
X1-0		A063 STUD, EYELET BASE: SAME AS A018		EA	1										1A4H1
X1-0		A064 WASHER, FLAT: SAME AS A019		EA	1										1A4H1
X1-0		A065 CLINCH PLATE: SAME AS A017		EA	1										1A4MP19
X1-0		A066 STUD, EYELET BASE: SAME AS A018		EA	1										1A4H1
X1-0		A067 WASHER, FLAT: SAME AS A019		EA	1										1A4H1
X1-0		A068 CLINCH PLATE: SAME AS A017		EA	1										1A4MP20
X1-0		A069 STUD, EYELET BASE: SAME AS A018		EA	1										1A4H1
X1-0		A070 WASHER, FLAT: SAME AS A019		EA	1										1A4H1
X1-0		A071 CLINCH PLATE: SAME AS A017		EA	1										1A4MP21
X1-0		A072 STUD, EYELET BASE: SAME AS A018		EA	1										1A4H1
X1-0		A073 WASHER, FLAT: SAME AS A019		EA	1										1A4H1
X1-0		A074 CLINCH PLATE: SAME AS A017		EA	1										1A4MP22
X1-0		A075 STUD, EYELET BASE: SAME AS A018		EA	1										1A4H1
X1-0		A076 WASHER, FLAT: SAME AS A019		EA	1										1A4H1
X1-0		A077 CLINCH PLATE: SAME AS A017		EA	1										1A4MP23
X1-0		A078 STUD, EYELET BASE: SAME AS A018		EA	1										1A4H1
X1-0		A079 WASHER, FLAT: SAME AS A019		EA	1										1A4H1
X1-0		A080 CLINCH PLATE: SAME AS A017		EA	1										1A4MP24
X1-0		A081 STUD, EYELET BASE: SAME AS A018		EA	1										1A4H1
X1-0		A082 WASHER, FLAT: SAME AS A019		EA	1										1A4H1
X1-0		A083 CLINCH PLATE: SAME AS A017		EA	1										1A4MP25
X1-0		A084 STUD, EYELET BASE: SAME AS A018		EA	1										1A4H1

SECTION IV. REPAIR PARTS FOR DIRECT SUPPORT, GENERAL SUPPORT, AND DEPOT MAINTENANCE (CONTINUED)

(1) SMR CODE	(2) FEDERAL STOCK NUMBER	(3) DESCRIPTION	USABLE ON CODE	(4) UNIT OF MEAS	(5) QTY INC IN UNIT	(6) 30-DAY DS MAINT ALLOWANCE			(7) 30-DAY GS MAINT ALLOWANCE			(8) 1 YR ALW PER EQUIP CNTGNCY	(9) DEPOT MAINT ALW PER 100 EQUIP	(10) ILLUSTRATIONS	
						(A) 1-20	(B) 21-50	(C) 51-100	(A) 1-20	(B) 21-50	(C) 51-100			(A) FIG NO	(B) ITEM NO OR REFERENCE DESIGNATION
X1-0		A085 WASHER, FLAT: SAME AS A019		EA	1										1A4H1
X1-0		A086 CLINCH PLATE: SAME AS A017		EA	1										1A4MP26
X1-0		A087 STUD, EYELET BASE: SAME AS A018		EA	1										1A4H1
X1-0		A088 WASHER, FLAT: SAME AS A019		EA	1										1A4H1
X1-0		A089 CLINCH PLATE: SAME AS A017		EA	1										1A4MP27
X1-0		A090 STUD, EYELET BASE: SAME AS A018		EA	1										1A4H1
X1-0		A091 WASHER, FLAT: SAME AS A019		EA	1										1A4H1
X1-0		A092 CLINCH PLATE: SAME AS A017		EA	1										1A4MP28
X1-0		A093 STUD, EYELET BASE: SAME AS A018		EA	1										1A4H1
X1-0		A094 WASHER, FLAT: SAME AS A019		EA	1										1A4H1
X1-0		A095 CLINCH PLATE: SAME AS A017		EA	1										1A4MP29
X1-0		A096 STUD, EYELET BASE: SAME AS A018		EA	1										1A4H1
X1-0		A097 WASHER, FLAT: SAME AS A019		EA	1										1A4H1
X1-0		A098 CLINCH PLATE: SAME AS A017		EA	1										1A4MP30
X1-0		A099 STUD, EYELET BASE: SAME AS A018		EA	1										1A4H1
X1-0		A100 WASHER, FLAT: SAME AS A019		EA	1										1A4H1
X1-0		A101 CLINCH PLATE: SAME AS A017		EA	1										1A4MP31
X1-0		A102 STUD, EYELET BASE: SAME AS A018		EA	1										1A4H1
X1-0		A103 WASHER, FLAT: SAME AS A019		EA	1										1A4H1
X1-0		A104 CLINCH PLATE: SAME AS A017		EA	1										1A4MP32
X1-0		A105 STUD, EYELET BASE: SAME AS A018		EA	1										1A4H1
X1-0		A106 WASHER, FLAT: SAME AS A019		EA	1										1A4H1
X1-0		A107 CLINCH PLATE: SAME AS A017		EA	1										1A4MP33
X1-0		A108 STUD, EYELET BASE: SAME AS A018		EA	1										1A4H1
X1-0		A109 WASHER, FLAT: SAME AS A019		EA	1										1A4H1
X1-0		A110 CLINCH PLATE: SAME AS A017		EA	1										1A4MP34
X1-0		A111 STUD, EYELET BASE: SAME AS A018		EA	1										1A4H1
X1-0		A112 WASHER, FLAT: SAME AS A019		EA	1										1A4H1

SECTION IV. REPAIR PARTS FOR DIRECT SUPPORT, GENERAL SUPPORT, AND DEPOT MAINTENANCE (CONTINUED)

(1) SMR CODE	(2) FEDERAL STOCK NUMBER	(3) DESCRIPTION	USABLE ON CODE	(4) UNIT OF MEAS	(5) QTY INC IN UNIT	(6) 30-DAY DS MAINT ALLOWANCE			(7) 30-DAY GS MAINT ALLOWANCE			(8) 1 YR ALW PER EQUIP CNTGNCY	(9) DEPOT MAINT ALW PER 100 EQUIP	(10) ILLUSTRATIONS	
						(A) 1-20	(B) 21-50	(C) 51-100	(A) 1-20	(B) 21-50	(C) 51-100			(A) FIG NO	(B) ITEM NO OR REFERENCE DESIGNATION
X1-0		A113 CLINCH PLATE: SAME AS A017		EA	1										1A44H1
X1-0		A114 STUD, EYELET BASE: SAME AS A018		EA	1										1A44H1
X1-0		A115 WASHER, FLAT: SAME AS A019		EA	1										1A44H1
X1-0		A116 CLINCH PLATE: SAME AS A017		EA	1										1A44H1
X1-0		A117 STUD, EYELET BASE: SAME AS A018		EA	1										1A44H1
X1-0		A118 WASHER, FLAT: SAME AS A019		EA	1										1A44H1
X1-0		A119 CLINCH PLATE: SAME AS A017		EA	1										1A44H1
X1-0		A120 STUD, EYELET BASE: SAME AS A018		EA	1										1A44H1
X1-0		A121 WASHER, FLAT: SAME AS A019		EA	1										1A44H1
X1-0		A122 CLINCH PLATE: SAME AS A017		EA	1										1A44H1
X1-0		A123 STUD, EYELET BASE: SAME AS A018		EA	1										1A44H1
X1-0		A124 WASHER, FLAT: SAME AS A 019		EA	1										1A44H1
X1-0		A125 CLINCH PLATE: SAME AS A017		EA	1										1A44H1
X1-0		A126 STUD, EYELET BASE: SAME AS A018		EA	1										1A44H1
X1-0		A127 WASHER, FLAT: SAME AS A019		EA	1										1A44H1
X1-0		A128 CLINCH PLATE: SAME AS A017		EA	1										1A44H1
X1-0		A129 STUD, EYELET BASE: SAME AS A018		EA	1										1A44H1
X1-0		A130 WASHER, FLAT: SAME AS A019		EA	1										1A44H1
X1-0		A131 CLINCH PLATE: SAME AS A017		EA	1										1A44H1
X1-0		A132 STUD, EYELET BASE: SAME AS A018		EA	1										1A44H1
X1-0		A133 WASHER, FLAT: SAME AS A019		EA	1										1A44H1
X1-0		A134 CLINCH PLATE: SAME AS A017		EA	1										1A44H1
X1-0		A135 STUD, EYELET BASE: SAME AS A018		EA	1										1A44H1
X1-0		A136 WASHER, FLAT: SAME AS A019		EA	1										1A44H1
X1-0		A137 CLICH PLATE: SAME AS A017		EA	1										1A44H1
X1-0		A138 STUD, EYELET BASE: SAME AS A018		EA	1										1A44H1
X1-0		A139 WASHER, FLAT: SAME AS A019		EA	1										1A44H1
X1-0		A140 CLINCH PLATE: SAME AS A017		EA	1										1A44H1
X1-0		A141 STUD, EYELET BASE: SAME AS A018		EA	1										1A44H1

SECTION IV. REPAIR PARTS FOR DIRECT SUPPORT, GENERAL SUPPORT, AND DEPOT MAINTENANCE (CONTINUED)

(1) SMR CODE	(2) FEDERAL STOCK NUMBER	(3) DESCRIPTION	(4) UNIT OF MEAS	(5) QTY INC IN UNIT	(6) 30-DAY DS MAINT ALLOWANCE			(7) 30-DAY GS MAINT ALLOWANCE			(8) 1 YR ALW PER EQUIP CNTGNCY	(9) DEPOT MAINT ALW PER 100 EQUIP	(10) ILLUSTRATIONS	
					(A) 1-20	(B) 21-50	(C) 51-100	(A) 1-20	(B) 21-50	(C) 51-100			(A) FIG NO	(B) ITEM NO OR REFERENCE DESIGNATION
X1-0		A142 WASHER, FLAT: SAME AS A019	EA	1										1A14H1
X1-0		A143 GROMMET, METALLIC: 231-105 (26752)	EA	8										1A14MP45
X1-0		A144 GROMMET, METALLIC: SAME AS A143	EA	REF										1A14MP46
X1-0		A145 GROMMET, METALLIC: SAME AS A143	EA	REF										1A14MP47
X1-0		A146 GROMMET, METALLIC: SAME AS A143	EA	REF										1A14MP48
X1-0		A147 GROMMET METALLIC: SAME AS A143	EA	REF										1A14MP49
X1-0		A148 GROMMET, METALLIC: SAME AS A143	EA	REF										1A14MP50
X1-0		A149 GROMMET METALLIC: SAME AS A143	EA	REF										1A14MP51
X1-0		A150 GROMMET, METALLIC: SAME AS A143	EA	REF										1A14MP52
X1-0		A151 SOCKET, LONG PRONG: MS27977-2B (96906)	EA	42										1A14MP53
X1-0		A152 SOCKET, LONG PRONG: SAME AS A151	EA	REF										1A14MP54
X1-0		A153 SOCKET, LONG PRONG: SAME AS A151	EA	REF										1A14MP55
X1-0		A154 SOCKET, LONG PRONG: SAME AS A151	EA	REF										1A14MP56
X1-0		A155 SOCKET, LONG PRONG: SAME AS A151	EA	REF										1A14MP57
X1-0		A156 SOCKET, LONG PRONG: SAME AS A151	EA	REF										1A14MP58
X1-0		A157 SOCKET, LONG PRONG: SAME AS A151	EA	REF										1A14MP59
X1-0		A158 SOCKET, LONG PRONG: SAME AS A151	EA	REF										1A14MP60
X1-0		A159 SOCKET, LONG PRONG: SAME AS A151	EA	REF										1A14MP61
X1-0		A160 SOCKET, LONG PRONG: SAME AS A151	EA	REF										1A14MP62
X1-0		A161 SOCKET, LONG PRONG: SAME AS A151	EA	REF										1A14MP63
X1-0		A162 SOCKET, LONG PRONG: SAME AS A151	EA	REF										1A14MP64
X1-0		A163 SOCKET, LONG PRONG: SAME AS A151	EA	REF										1A14MP65
X1-0		A164 SOCKET, LONG PRONG: SAME AS A151	EA	REF										1A14MP66
X1-0		A165 SOCKET, LONG PRONG: SAME AS A151	EA	REF										1A14MP67
X1-0		A166 SOCKET, LONG PRONG: SAME AS A151	EA	REF										1A14MP68
X1-0		A167 SOCKET, LONG PRONG: SAME AS A151	EA	REF										1A14MP69
X1-0		A168 SOCKET, LONG PRONG: SAME AS A151	EA	REF										1A14MP70
X1-0		A169 SOCKET, LONG PRONG: SAME AS A151	EA	REF										1A14MP71

SECTION IV. REPAIR PARTS FOR DIRECT SUPPORT, GENERAL SUPPORT, AND DEPOT MAINTENANCE (CONTINUED)

(1) SMR CODE	(2) FEDERAL STOCK NUMBER	(3) DESCRIPTION	(4) UNIT OF MEAS	(5) QTY INC IN UNIT	(6) 30-DAY DS MAINT ALLOWANCE			(7) 30-DAY GS MAINT ALLOWANCE			(8) 1 YR ALW PER EQUIP CNTGNCY	(9) DEPOT MAINT ALW PER 100 EQUIP	(10) ILLUSTRATIONS	
					(A) 1-20	(B) 21-50	(C) 51-100	(A) 1-20	(B) 21-50	(C) 51-100			(A) FIG NO	(B) ITEM NO OR REFERENCE DESIGNATION
X1-0		A170 SOCKET, LONG PRONG: SAME AS A151	EA	REF										1A4MP72
X1-0		A171 SOCKET, LONG PRONG: SAME AS A151	EA	REF										1A4MP73
X1-0		A172 SOCKET, LONG PRONG: SAME AS A151	EA	REF										1A4MP74
X1-0		A173 SOCKET, LONG PRONG: SAME AS A151	EA	REF										1A4MP75
X1-0		A174 SOCKET, LONG PRONG: SAME AS A151	EA	REF										1A4MP76
X1-0		A175 SOCKET, LONG PRONG: SAME AS A151	EA	REF										1A4MP77
X1-0		A176 SOCKET, LONG PRONG: SAME AS A151	EA	REF										1A4MP78
X1-0		A177 SOCKET, LONG PRONG: SAME AS A151	EA	REF										1A4MP79
X1-0		A178 SOCKET, LONG PRONG: SAME AS A151	EA	REF										1A4MP80
X1-0		A179 SOCKET, LONG PRONG: SAME AS A151	EA	REF										1A4MP81
X1-0		A180 SOCKET, LONG PRONG: SAME AS A151	EA	REF										1A4MP82
X1-0		A181 SOCKET, LONG PRONG: SAME AS A151	EA	REF										1A4MP83
X1-0		A182 SOCKET, LONG PRONG: SAME AS A151	EA	REF										1A4MP84
X1-0		A183 SOCKET, LONG PRONG: SAME AS A151	EA	REF										1A4MP85
X1-0		A184 SOCKET, LONG PRONG: SAME AS A151	EA	REF										1A4MP86
X1-0		A185 SOCKET, LONG PRONG: SAME AS A151	EA	REF										1A4MP87
X1-0		A186 SOCKET, LONG PRONG: SAME AS A151	EA	REF										1A4MP88
X1-0		A187 SOCKET, LONG PRONG: SAME AS A151	EA	REF										1A4MP89
X1-0		A188 SOCKET, LONG PRONG: SAME AS A151	EA	REF										1A4MP90
X1-0		A189 SOCKET, LONG PRONG: SAME AS A151	EA	REF										1A4MP91
X1-0		A190 SOCKET, LONG PRONG: SAME AS A151	EA	REF										1A4MP92
X1-0		A191 SOCKET, LONG PRONG: SAME AS A151	EA	RE										1A4MP93
X1-0		A192 SOCKET, LONG PRONG: SAME AS A151	EA	REF										1A4MP94
X1-0		A192A TAPE: MIL-W-530, TYPE I, CL4, 3/4W (81349)	FT	1										1A4MP95
X1-0		A192B TAPE: MIL-W-530, TYPE I, CL4, 1 W (81349)	FT	1										1A4MP96
X1-0		A192C TAPE: MIL-W-530, TYPE I, CL4, 1-1/2W (81349)	FT	1										1A4MP97
P-0	6660-954-4691	A193 TUBE SUPPORT ASSY, REAR: SMD2000525 (80063)	EA	1	*	*	*	*	*	*	4	2		1A1A5

SECTION IV. REPAIR PARTS FOR DIRECT SUPPORT, GENERAL SUPPORT, AND DEPOT MAINTENANCE (CONTINUED)

(1) SMR CODE	(2) FEDERAL STOCK NUMBER	(3) DESCRIPTION	(4) UNIT OF MEAS	(5) QTY INC IN UNIT	(6) 30-DAY DS MAINT ALLOWANCE			(7) 30-DAY GS MAINT ALLOWANCE			(8) 1 YR ALW PER EQUIP CNTGNCY	(9) DEPOT MAINT ALW PER 100 EQUIP	(10) ILLUSTRATIONS (A) FIG NO	(B) ITEM NO OR REFERENCE DESIGNATION
					(A) 1-20	(B) 21-50	(C) 51-100	(A) 1-20	(B) 21-50	(C) 51-100				
X1-0		A194 BRACKET SUPPORT: SMC2000557GR1 (80063)	EA	1									1A5A1	
X1-0		A195 RIVET, BLIND: MS20600B6W3 (96906)	EA	8									1A5H8	
X1-0		A196 BRACKET SUPPORT: SMC2000557GR2 (80063)	EA	1									1A5A2	
X1-0		A197 RIVET, BLIND: SAME AS A195	EA	8									1A5H8	
MD-O		A198 PLATE, MOUNTING: SMC2000555-8 (80063)	EA	1									1A5MP1	
X1-0		A199 RIVET, BLIND: SAME AS A195	EA	1									1A5H1	
P-O-T	6660-947-1786	A200 CABLE ASSEMBLY, GROUND: SMC2000550 (80063)	EA	1	*	*	*	*	*	*	5	4	1	1A6 (7)
X1-0		A201 CABLE, SPECIAL PURPOSE: MWC8-127J0 (81349)	FT	1										1A6W1
X1-0		A202 CONNECTOR, PLUG, ELECTRICAL: TGR (03743)	EA	2										1A6P1
X1-0		A203 CONNECTOR, PLUG, ELECTRICAL: SAME AS A202	EA	REF										1A6P2
X1-0		A204 TERMINAL, LUG: MS35448-2 (96906)	EA	2										1A6MP1
X1-0		A205 TERMINAL, LUG: SAME AS A204	EA	REF										1A6MP2
P-O	6660-947-1759	A206 GROUNDING STAKE ASSEMBLY: SMC2000531 (80063)	EA	1	*	*	*	*	*	*	5	4	4	1A7 (19)
X1-0		A207 CAP, GROUNDING STAKE: SMB2000527 (80063)	EA	1										1A7MP1
X2-0	5305-054-6669	A208 SCREW, MACHINE: MS51957-44 (96906)	EA	1										1A7H1
X2-0		A209 WASHER, LOCK: MS35338-80 (96906)	EA	1										1A7H1
X2-0	5310-880-5978	A210 WASHER, FLAT: MS15795-807 (96906)	EA	1										1A7H1
X1-0		A211 CHAIN, WELDLESS: 231-112 (26752)	FT	1										1A7MP2
X1-0		A212 HOOK, CHAIN, S: 231-113 (26752)	EA	2										1A7MP3
X1-0		A213 HOOK, CHAIN, S: SAME AS A212	EA	REF										1A7MP4
X1-0		A214 PIN, SPRING: MS16562-210 (96906)	EA	1										1A7H1
X1-0		A215 ROD, GROOVED, HEADLESS: SMB2000526 (80063)	EA	1										1A7MP5
X1-0		A216 SPACER, RING: SMB2000523 (80063)	EA	1										1A7MP6
X1-0		A217 STAKE ASSEMBLY: SMC2000530 (80063)	EA	1										1A7A1
X1-0		A218 STUD, GROUNDING: TGP (03743)	EA	1										1A7H1
X2-0	5310-275-0586	A219 WASHER, LOCK: MS35338-84 (96906)	EA	1										1A7H1
P-O-T	6660-947-1829	A220 CANOPY ASSY, LAUNCHING DEVICE: SME2000505 (80063)	EA	1	*	*	1	*	*	1	10	4	2	1A8 (9)
X1-0		A221 CLINCH PLATE: MS27977-3C (96906)	EA	1										1A8MP1

SECTION IV. REPAIR PARTS FOR DIRECT SUPPORT, GENERAL SUPPORT, AND DEPOT MAINTENANCE (CONTINUED)

(1) SMR CODE	(2) FEDERAL STOCK NUMBER	(3) DESCRIPTION	USABLE ON CODE	(4) UNIT OF MEAS	(5) QTY INC IN UNIT	(6) 30-DAY DS MAINT ALLOWANCE			(7) 30-DAY GS MAINT ALLOWANCE			(8) 1 YR ALW PER EQUIP CNTGNCY	(9) DEPOT MAINT ALW PER 100 EQUIP	(10) ILLUSTRATIONS	
						(A) 1-20	(B) 21-50	(C) 51-100	(A) 1-20	(B) 21-50	(C) 51-100			(A) FIG NO	(B) ITEM NO OR REFERENCE DESIGNATION
X1-0		A222 STUD, EYELET BASE: MS27977-9C (96906)		EA	1										1A8H1
X1-0		A223 WASHER, FLAT: MS27977-10C (96906)		EA	1										1A8H1
X1-0		A224 WASHER, NONMETALLIC: SMB2000528-1 (80063)		EA	1										1A8H1
X1-0		A225 CLINCH PLATE: SAME AS A221		EA	1										1A8MP2
X1-0		A226 STUD, EYELET BASE: SAME AS A222		EA	1										1A8H1
X1-0		A227 WASHER, FLAT: SAME AS A223		EA	1										1A8H1
X1-0		A228 WASHER, NONMETALLIC: SAME AS A224		EA	1										1A8H1
X1-0		A229 CLINCH PLATE: SAME AS A221		EA	1										1A8MP3
X1-0		A230 STUD, EYELET BASE: SAME AS A222		EA	1										1A8H1
X1-0		A231 WASHER, FLAT: SAME AS A223		EA	1										1A8H1
X1-0		A232 WASHER, NONMETALLIC: SAME AS A224		EA	1										1A8H1
X1-0		A233 CLINCH PLATE: SAME AS A221		EA	1										1A8MP4
X1-0		A234 STUD, EYELET BASE: SAME AS A222		EA	1										1A8H1
X1-0		A235 WASHER, FLAT: SAME AS A223		EA	1										1A8H1
X1-0		A236 WASHER, NONMETALLIC: SAME AS A224		EA	1										1A8H1
X1-0		A237 CLINCH PLATE: SAME AS A221		EA	1										1A8MP5
X1-0		A238 STUD, EYELET BASE: SAME AS A222		EA	1										1A8H1
X1-0		A239 WASHER, FLAT: SAME AS A223		EA	1										1A8H1
X1-0		A240 WASHER, NONMETALLIC: SAME AS A224		EA	1										1A8H1
X1-0		A241 CLINCH PLATE: SAME AS A221		EA	1										1A8MP6
X1-0		A242 STUD, EYELET BASE: SAME AS A222		EA	1										1A8H1
X1-0		A243 WASHER, FLAT: SAME AS A223		EA	1										1A8H1
X1-0		A244 WASHER, NONMETALLIC: SAME AS A224		EA	1										1A8H1
X1-0		A245 CLINCH PLATE: SAME AS A221		EA	1										1A8MP7
X1-0		A246 STUD, EYELET BASE: SAME AS A222		EA	1										1A8H1
X1-0		A247 WASHER, FLAT: SAME AS A223		EA	1										1A8H1
X1-0		A248 WASHER, NONMETALLIC: SAME AS A224		EA	1										1A8H1
X1-0		A249 CLINCH PLATE: SAME AS A221		EA	1										1A8MP8

SECTION IV. REPAIR PARTS FOR DIRECT SUPPORT, GENERAL SUPPORT, AND DEPOT MAINTENANCE (CONTINUED)

(1) SMR CODE	(2) FEDERAL STOCK NUMBER	(3) DESCRIPTION	USABLE ON CODE	(4) UNIT OF MEAS	(5) QTY INC IN UNIT	(6) 30-DAY DS MAINT ALLOWANCE			(7) 30-DAY GS MAINT ALLOWANCE			(8) 1 YR ALW PER EQUIP CNTGNCY	(9) DEPOT MAINT ALW PER 100 EQUIP	(10) ILLUSTRATIONS	
						(A) 1-20	(B) 21-50	(C) 51-100	(A) 1-20	(B) 21-50	(C) 51-100			(A) FIG NO	(B) ITEM NO OR REFERENCE DESIGNATION
X1-0		A250 STUD, EYELET BASE: SAME AS A222		EA	1										1A8H1
X1-0		A251 WASHER, FLAT: SAME AS A223		EA	1										1A8H1
X1-0		A252 WASHER, NONMETALLIC: SAME AS A224		EA	1										1A8H1
X1-0		A253 CLINCH PLATE: SAME AS A221		EA	1										1A8MP9
X1-0		A254 STUD, EYELET BASE: SAME AS A222		EA	1										1A8H1
X1-0		A255 WASHER, FLAT: SAME AS A223		EA	1										1A8H1
X1-0		A256 WASHER, NONMETALLIC: SAME AS A224		EA	1										1A8H1
X1-0		A257 CLINCH PLATE: SAME AS A221		EA	1										1A8MP10
X1-0		A258 STUD, EYELET BASE: SAME AS A222		EA	1										1A8H1
X1-0		A259 WASHER, FLAT: SAME AS A223		EA	1										1A8H1
X1-0		A260 WASHER, NONMETALLIC: SAME AS A224		EA	1										1A8H1
X1-0		A261 CLINCH PLATE: SAME AS A221		EA	1										1A8MP11
X1-0		A262 STUD, EYELET BASE: SAME AS A222		EA	1										1A8H1
X1-0		A263 WASHER, FLAT: SAME AS A223		EA	1										1A8H1
X1-0		A264 WASHER, NONMETALLIC: SAME AS A224		EA	1										1A8H1
X1-0		A265 CLINCH PLATE: SAME AS A221		EA	1										1A8MP12
X1-0		A266 STUD, EYELET BASE: SAME AS A222		EA	1										1A8H1
X1-0		A267 WASHER, FLAT: SAME AS A223		EA	1										1A8H1
X1-0		A268 WASHER, NONMETALLIC: SAME AS A224		EA	1										1A8H1
X1-0		A269 CLINCH PLATE: SAME AS A221		EA	1										1A8MP13
X1-0		A270 STUD, EYELET BASE: SAME AS A222		EA	1										1A8H1
X1-0		A271 WASHER, FLAT: SAME AS A223		EA	1										1A8H1
X1-0		A272 WASHER, NONMETALLIC: SAME AS A224		EA	1										1A8H1
X1-0		A273 CLINCH PLATE: SAME AS A221		EA	1										1A8MP14
X1-0		A274 STUD, EYELET BASE: SAME AS A222		EA	1										1A8H1
X1-0		A275 WASHER, FLAT: SAME AS A223		EA	1										1A8H1
X1-0		A276 WASHER, NONMETALLIC: SAME AS A224		EA	1										1A8H1
X1-0		A277 CLINCH PLATE: SAME AS A221		EA	1										1A8MP15

SECTION IV. REPAIR PARTS FOR DIRECT SUPPORT, GENERAL SUPPORT, AND DEPOT MAINTENANCE (CONTINUED)

(1) SMR CODE	(2) FEDERAL STOCK NUMBER	(3) DESCRIPTION	USABLE ON CODE	(4) UNIT OF MEAS	(5) QTY INC IN UNIT	(6)			(7)			(8)	(9)	(10)	
						30-DAY ALLOWANCE (A) 1-20	DS (B) 21-50	MAINT (C) 51-100	30-DAY GS ALLOWANCE (A) 1-20	MAINT (B) 21-50	(C) 51-100	1 YR ALW PER EQUIP CNTGNCY	DEPOT MAINT ALW PER 100 EQUIP	(A) FIG NO	(B) ITEM NO OR REFERENCE DESIGNATION
X1-0		A278 STUD, EYELET BASE: SAME AS A222		EA	1										1A8H1
X1-0		A279 WASHER, FLAT: SAME AS A223		EA	1										1A8H1
X1-0		A280 WASHER, NONMETALLIC: SAME AS A224		EA	1										1A8H1
X1-0		A281 CLIP, END: 231-39 (26752)		EA	2										1A8MP16
X1-0		A282 SLIP, END: SAME AS A281		EA	REF										1A8MP17
X1-0		A283 GROMMET, METALLIC: 231-38 (26752)		EA	16										1A8MP18
X1-0		A284 GROMMET, METALLIC: SAME AS A283		EA	REF										1A8MP19
X1-0		A285 GROMMET, METALLIC: SAME AS A283		EA	REF										1A8MP20
X1-0		A286 GROMMET, METALLIC: SAME AS A283		EA	REF										1A8MP21
X1-0		A287 GROMMET, METALLIC: SAME AS A283		EA	REF										1A8MP22
X1-0		A288 GROMMET, METALLIC: SAME AS A283		EA	REF										1A8MP23
X1-0		A289 GROMMET, METALLIC: SAME AS A283		EA	REF										1A8MP
X1-0		A290 GROMMET, METALLIC: SAME AS A283		EA	REF										1A8MP25
X1-0		A291 GROMMET, METALLIC: SAME AS A283		EA	REF										1A8MP26
X1-0		A292 GROMMET, METALLIC: SAME AS A283		EA	REF										1A8MP27
X1-0		A293 GROMMET, METALLIC: SAME AS A283		EA	REF										1A8MP28
X1-0		A294 GROMMET, METALLIC: SAME AS A283		EA	REF										1A8MP29
X1-0		A295 GROMMET, METALLIC: SAME AS A283		EA	REF										1A8MP30
X1-0		A296 GROMMET, METALLIC: SAME AS A283		EA	REF										1A8MP31
X1-0		A297 GROMMET, METALLIC: SAME AS A283		EA	REF										1A8MP32
X1-0		A298 GROMMET, METALLIC: SAME AS A283		EA	REF										1A8MP33
X1-0		A299 HOOK SNAP, MODIFIED: NAS1281A16 (88044)		EA	2										1A8MP34
X1-0		A300 HOOK SNAP, MODIFIED: SAME AS A299		EA	REF										1A8MP35
X1-0		A301 RING, PLASTIC: SMB2000568 (80063)		EA	11										1A8MP36
X1-0		A302 RING, PLASTIC: SAME AS A301		EA	REF										1A8MP37
X1-0		A303 RING, PLASTIC: SAME AS A301		EA	REF										1A8MP38
X1-0		A304 RING, PLASTIC: SAME AS A301		EA	REF										1A8MP39
X1-0		A305 RING, PLASTIC: SAME AS A301		EA	REF										1A8MP40

SECTION IV. REPAIR PARTS FOR DIRECT SUPPORT, GENERAL SUPPORT, AND DEPOT MAINTENANCE (CONTINUED)

(1) SMR CODE	(2) FEDERAL STOCK NUMBER	(3) DESCRIPTION	(4) UNIT OF MEAS	(5) QTY INC IN UNIT	(6)			(7)			(8)	(9)	(10)	
					30-DAY ALLOWANCE (A)	DS (B)	MAINT (C)	30-DAY ALLOWANCE (A)	GS (B)	MAINT (C)	1 YR ALW PER EQUIP CNTGNCY	DEPOT MAINT ALW PER 100 EQUIP	ILLUSTRATIONS (A) FIG NO	(B) ITEM NO OR REFERENCE DESIGNATION
X1-0		A306 RING, PLASTIC: SAME AS A301	EA	REF										1A8MP41
X1-0		A307 RING, PLASTIC: SAME AS A301	EA	REF										1A8MP42
X1-0		A308 RING, PLASTIC: SAME AS A301	EA	REF										1A8MP43
X1-0		A309 RING, PLASTIC: SAME AS A301	EA	REF										1A8MP44
X1-0		A310 RING, PLASTIC: SAME AS A301	EA	REF										1A8MP45
X1-0		A311 RING, PLASTIC SAME AS A301	EA	REF										1A8MP46
X1-0		A312 SOCKET, LONG PRONG: MS27977-2C (96906)	EA	15										1A8MP47
X1-0		A313 SOCKET, LONG PRONG: SAME AS A312	EA	REF										1A8MP48
X1-0		A314 SOCKET, LONG PRONG: SAME AS A312	EA	REF										1A8MP49
X1-0		A315 SOCKET, LONG PRONG: SAME AS A312	EA	REF										1A8MP50
X1-0		A316 SOCKET, LONG PRONG: SAME AS A312	EA	REF										1A8MP51
X1-0		A317 SOCKET, LONG PRONG: SAME AS A312	EA	REF										1A8MP52
X1-0		A318 SOCKET, LONG PRONG: SAME AS A312	EA	REF										1A8MP53
X1-0		A319 SOCKET, LONG PRONG: SAME AS A312	EA	REF										1A8MP54
X1-0		A320 SOCKET, LONG PRONG: SAME AS A312	EA	REF										1A8MP55
X1-0		A321 SOCKET, LONG PRONG: SAME AS A312	EA	REF										1A8MP56
X1-0		A322 SOCKET, LONG PRONG: SAME AS A312	EA	REF										1A8MP57
X1-0		A323 SOCKET, LONG PRONG: SAME AS A312	EA	REF										1A8MP57
X1-0		A324 SOCKET, LONG PRONG: SAME AS A312	EA	REF										1A8MP59
X1-0		A325 SOCKET, LONG PRONG: SAME AS A312	EA	REF										1A8MP60
X1-0		A326 SOCKET, LONG PRONG: SAME AS A312	EA	REF										1A8MP61
P-O-T	6660-947-1830	A327 CANOPY SUPPORT ASSEMBLY: SMD2000546 (80063)	EA	1	*	*	1	*	*	1	8	3	1	1A9 (3)
X1-0		A328 BUCK: MS51944-10 (96906)	EA	7										1A9MP1
X1-0		A329 BUCKLE: SAME AS A328	EA	REF										1A9MP2
X1-0		A330 BUCKLE: SAME AS A328	EA	REF										1A9MP3
X1-0		A331 BUCKLE: SAME AS A328	EA	REF										1A9MP4
X1-0		A332 BUCKLE: SAME AS A328	EA	REF										1A9MP5
X1-0		A333 BUCKLE: SAME AS A328	EA	REF										1A9MP6

SECTION IV. REPAIR PARTS FOR DIRECT SUPPORT, GENERAL SUPPORT, AND DEPOT MAINTENANCE (CONTINUED)

(1) SMR CODE	(2) FEDERAL STOCK NUMBER	(3) DESCRIPTION	USABLE ON CODE	(4) UNIT OF MEAS	(5) QTY INC IN UNIT	(6)			(7)			(8) 1 YR ALW PER EQUIP CNTGNCY	(9) DEPOT MAINT ALW PER 100 EQUIP	(10) ILLUSTRATIONS	
						30-DAY ALLOWANCE (A) 1-20	DS (B) 21-50	MAINT (C) 51-100	30-DAY ALLOWANCE (A) 1-20	GS (B) 21-50	MAINT (C) 51-100			(A) FIG NO	(B) ITEM NO OR REFERENCE DESIGNATION
X1-0		A334 BUCKLE: SAME AS A328		EA	REF										1A1A9MP7
X1-0		A335 CLINCH PLATE: SAME AS A017		EA	1										1A1A9MP8
X1-0		A336 HOOK SNAP, SPRING, MODIFIED: SMC2000560 (80063)		EA	6										1A1A9MP9
X1-0		A337 HOOK SNAP, SPRING, MODIFIED: SAME AS A336		EA	REF										1A1A9MP10
X1-0		A338 HOOK SNAP, SPRING, MODIFIED: SAME AS A336		EA	REF										1A1A9MP11
X1-0		A339 HOOK SNAP, SPRING, MODIFIED: SAME AS A336		EA	REF										1A1A9MP12
X1-0		A340 HOOK SNAP, SPRING MODIFIED: SAME AS A336		EA	REF										1A1A9MP13
X1-0		A341 HOOK SNAP, SPRING, MODIFIED: SAME AS A336		EA	REF										1A1A9MP14
X1-0		A341A NETTING: SMD200546-1 (80063)		FT	1										1A1A9MP18
X1-0		A342 RING, DEE: SAME AS A014		EA	2										1A1A9MP15
X1-0		A343 RING, DEE: SAME AS A014		EA	REF										1A1A9MP16
X1-0		A344 SOCKET, LONG PRONG: SAME AS A151		EA	1										1A1A9MP17
X1-0		A344A TAPE: SAME AS A192A		FT	1										1A1A9MP19
X1-0		A344B TAPE: SAME AS A192B		FT	1										1A1A9MP20
X1-0		A344C TAPE: MIL-W-530, TYPE I, CL4, 2W (81349)		FT	1										1A1A9MP21
X1-0		A344E TAPE: MIL-W-530, TYPE I, CL4, 3W (81349)		FT	1										1A1A9MP22
A-0		A345 CENTER SUPPORT ASSEMBLY: SMC2000537GR1 (80063)		EA	1										1A1A10
X		A346 CLAMP HANDLE ASSEMBLY		EA	1										1A1A10A1
X		A347 PIN, SPRING		EA	1										1A1A10H1
X		A348 WASHER, FLAT		EA	2										1A1A10H2
X		A349 HANDLE, CLAMP		EA	1										1A1A10A1MP1
X		A350 PIN, SPRING		EA	1										1A1A10A1H1
X		A351 STUD, CLAMP HANDLE		EA	1										1A1A10A1MP2
X		A352 CLAMP HANDLE ASSEMBLY		EA	1										1A1A10A2
X		A353 PIN, SPRING		EA	1										1A1A10H1
X		A354 WASHER, FLAT		EA	2										1A1A10H2
X		A355 HANDLE, CLAMP		EA	1										1A1A10A2MP1
X		A356 PIN, SPRING		EA	1										1A1A10A2H1

TM11-6660-238-25P																
SECTION IV. REPAIR PARTS FOR DIRECT SUPPORT, GENERAL SUPPORT, AND DEPOT MAINTENANCE (CONTINUED)																
(1)	(2)	(3)	(4)	(5)	(6)			(7)			(8)	(9)	(10)			
SMR	FEDERAL	DESCRIPTION	UNIT	QTY	INC	IN	30-DAY	DS	MAINT	30-DAY	GS	MAINT	1 YR	DEPOT	ILLUSTRATIONS	
CODE	STOCK		OF	UNIT	MEAS	UNIT	ALLOWANCE	ALLOWANCE	ALLOWANCE	ALLOWANCE	ALLOWANCE	ALLOWANCE	ALW PER	MAINT	(A)	
	NUMBER	REFERENCE NUMBER & MFR. CODE	USABLE ON				(A)	(B)	(C)	(A)	(B)	(C)	EQUIP	ALW PER	FIG	
			CODE				1-20	21-50	51-100	1-20	21-50	51-100	CNTGNCY	100	NO	
															(B)	
															ITEM NO OR	
															REFERENCE	
															DESIGNATION	
X		A357 STUD, CLAMP HANDLE	EA	1												A1A10A2MP2
X		A358 EYE BOLT, MODIFIED	EA	1												A1A10MP1
X2-0		A359 NUT, EYE: C400 (02210)	EA	1												A1A10H1
X2-0	5310-974-6623	A360 WASHER, LOCK: MS35338-140 (96906)	EA	1												A1A10H1
X2-0	5310-625-5756	A361 WASHER, FLAT: MS15795-812 (96906)	EA	1												A1A10H1
P-0	6660-947-1758	A362 TUBE, SUPPORT, CENTER: SMD2000538GR1 (80063)	EA	1	*	*	*	*	*	*	*	*	4	2	4	A1A10MP2 (4)
A-0		A363 CENTER SUPPORT ASSEMBLY: SMC2000537GR2 (80063)	EA	1												A1A11
X		A364 CLAMP HANDLE ASSEMBLY	EA	1												A1A11A1
X		A365 PIN, SPRING	EA	1												A1A11H1
X		A366 WASHER, FLAT	EA	2												A1A11H2
X		A367 HANDLE, CLAMP	EA	1												A1A11A1MP1
X		A368 PIN, SPRING	EA	1												A1A11A1H1
X		A369 STUD, CLAMP HANDLE	EA	1												A1A11A1MP2
X		A370 CLAMP HANDLE ASSEMBLY: SAME AS A346	EA	1												A1A11A2
X		A371 PIN, SPRING	EA	1												A1A11H1
X		A372 WASHER, FLAT	EA	2												A1A11H2
X		A373 HANDLE, CLAMP	EA	1												A1A11A2MP1
X		A374 PIN, SPRING	EA	1												A1A11A2H1
X		A375 STUD, CLAMP HANDLE	EA	1												A1A11A2MP2
X		A376 EYE BOLT, MODIFIED	EA	1												A1A11MP1
X2-0		A377 NUT, EYE: SAME AS A359	EA	1												A1A11H1
X2-0	5310-974-6623	A378 WASHER, LOCK: SAME AS A360	EA	1												A1A11H1
X2-0	5310-625-5756	A379 WASHER, FLAT: SAME AS A361	EA	1												A1A11H1
P-0	6660-947-1779	A380 TUBE, SUPPORT, CENTER: SMD2000538GR2 (80063)	EA	1	*	*	*	*	*	*	*	*	4	2	4	A1A11MP2 (12)
P-0	5340-999-3910	A381 STRAP ASSEMBLY: SMC2000540 (80063)	EA	1	*	1	2	*	1	1	1	19	10	4		A1A12 (13)
X1-0		A382 HOOK SNAP, SPRING, MODIFIED: SAME AS A336	EA	2												A1A12MP1
X1-0		A383 HOOK SNAP, SPRING, MODIFIED: SAME AS A336	EA	REF												A1A12MP2
A-0		A384 FORWARD SUPPORT ASSEMBLY: SMD2000535 (80063)	EA	1												A1A13

SECTION IV. REPAIR PARTS FOR DIRECT SUPPORT, GENERAL SUPPORT, AND DEPOT MAINTENANCE (CONTINUED)

(1) SMR CODE	(2) FEDERAL STOCK NUMBER	(3) DESCRIPTION	(4) UNIT OF MEAS	(5) QTY INC IN UNIT	(6) 30-DAY DS MAINT ALLOWANCE			(7) 30-DAY GS MAINT ALLOWANCE			(8) 1 YR ALW PER EQUIP CNTGNCY	(9) DEPOT MAINT ALW PER 100 EQUIP	(10) ILLUSTRATIONS (A) FIG NO	(B) ITEM NO OR REFERENCE DESIGNATION
					(A) 1-20	(B) 21-50	(C) 51-100	(A) 1-20	(B) 21-50	(C) 51-100				
X		A385 CLAMP HANDLE ASSEMBLY	EA	1										A1A13A1
X		A386 PIN, SPRING	EA	1										A1A13H1
X		A387 WASHER, FLAT	EA	2										A1A13H2
X		A388 HANDLE, CLAMP	EA	1										A1A13A1MP1
X		A389 PIN, SPRING	EA	1										A1A13A1H1
X		A390 STUD, CLAMP HANDLE	EA	1										A1A13A1MP2
X2-0		A391 NUT, PLAIN, CLINCH: 68NC4-82 (72962)	EA	1										A1A13H1
P-0	5325-926-5324	A392 STUD, FASTENER: MS27977-13B (96906)	EA	1	*	1	1	*	1	1	12	5		A1A13H1
P-0	6660-947-1770	A393 TUBE ASSY, FORWARD SUPPORT: SMD2000536 (80063)	EA	1	*	*	*	*	*	*	4	2	4	A1A13A2 (16)
P-0	6660-947-1757	A394 LEG ASSEMBLY, REAR: SMD2000534GR1 (80063)	EA	1	*	*	*	*	*	*	4	2	1	A1A14 (4)
X1-0		A395 PLATE, MOUNTING: SMC2000555-9 (80063)	EA	1										A1A14MP1
X1-0		A396 RIVET, BLIND: MS2060086W3 (96906)	EA	2										A1A14H2
X1-0		A397 PLATE, MOUNTING: SMC2000555-1 (80063)	EA	1										A1A14MP2
X1-0		A398 RIVET, BLIND: SAME AS A396	EA	1										A1A14H1
X1-0		A399 RECEPTACLE, POSITIVE LOCK: 119-18A (71286)	EA	1										A1A14MP3
X1-0		A400 RIVET, SOLID: MS20426DD5-8 (96906)	EA	2										A1A14H2
P-0	6660-947-1756	A401 LEG ASSEMBLY, REAR: SMD2000534GR2 (80063)	EA	1	*	*	*	*	*	*	4	2	1	A1A15 (11)
X1-0		A402 PLATE, MOUNTING: SAME AS A395	EA	1										A1A15MP1
X1-0		A403 RIVET, BLIND: SAME AS A396	EA	2										A1A15H2
X1-0		A404 PLATE, MOUNTING: SMC2000555-3 (80063)	EA	1										A1A15MP2
X1-0		A405 RIVET, BLIND: SAME AS A396	EA	1										A1A15H1
P-0	6660-947-1754	A406 LEG ASSEMBLY, CENTER: SMD2000533GR1 (80063)	EA	1	*	*	*	*	*	*	4	2	1	A1A16 (14)
X1-0		A407 PLATE, MOUNTING: SAME AS A395	EA	1										A1A16MP1
X1-0		A408 RIVET, BLIND: SAME AS A396	EA	2										A1A16H2
X1-0		A409 PLATE, MOUNTING: SMC2000555-2 (80063)	EA	1										A1A16MP2
X1-0		A410 RIVET, BLIND: SAME AS A396	EA	1										A1A16H1
P-0	6660-947-1755	A411 LEG ASSEMBLY, CENTER: SMD2000533GR2 (80063)	EA	1	*	*	*	*	*	*	4	2	2	A1A17 (4)
X1-0		A412 PLATE, MOUNTING: SAME AS A395	EA	1										A1A17MP1

SECTION IV. REPAIR PARTS FOR DIRECT SUPPORT, GENERAL SUPPORT, AND DEPOT MAINTENANCE (CONTINUED)

(1) SMR CODE	(2) FEDERAL STOCK NUMBER	(3) DESCRIPTION	(4) UNIT OF MEAS	(5) QTY INC IN UNIT	(6)			(7)			(8) 1 YR ALW PER EQUIP CNTGNCY	(9) DEPOT MAINT ALW PER 100 EQUIP	(10) ILLUSTRATIONS (A) FIG NO	(B) ITEM NO OR REFERENCE DESIGNATION
					30-DAY ALLOWANCE (A) 1-20	DS (B) 21-50	MAINT (C) 51-100	30-DAY ALLOWANCE (A) 1-20	GS (B) 21-50	MAINT (C) 51-100				
X1-0		A413 RIVET, BLIND: SAME AS A396	EA	2										1A17H2
X1-0		A414 PLATE, MOUNTING: SMC2000555-4 (80063)	EA	1										1A17MP2
X1-0		A415 RIVET, BLIND: SAME AS A396	EA	1										1A17H1
P-0	6660-947-1753	A416 LEG ASSEMBLY, FORWARD: SMD2000532GR1 (80063)	EA	1	*	*	*	*	*	*	4	2	1	1A18 (13)
X1-0		A417 PLATE, MOUNTING: SMC2000555-5 (80063)	EA	1										1A18MP1
X1-0		A418 RIVET, BLIND: SAME AS A396	EA	1										1A18H1
X1-0		A419 PLATE, MOUNTING: SAME AS A395	EA	1										1A18MP2
X1-0		A420 RIVET, BLIND: SAME AS A396	EA	2										1A18H2
X1-0		A421 RECEPTACLE, POSITIVE LOCK: SAME AS A399	EA	1										1A18MP3
X1-0		A422 RIVET, SOLID: SAME AS A400	EA	2										1A18H2
P-0	6660-947-1763	A423 LEG ASSEMBLY, FORWARD: SMD2000532GR2 (80063)	EA	1	*	*	*	*	*	*	4	2	4	1A19 (22)
X1-0		A424 PLATE, MOUNTING: SMC2000555-6 (80063)	EA	1										1A19MP1
X1-0		A425 RIVET, BLIND: SAME AS A396	EA	1										1A19H1
X1-0		A426 PLATE, MOUNTING: SAME AS A395	EA	1										1A19MP2
X1-0		A427 RIVET, BLIND: SAME AS A396	EA	2										1A19H2
X1-0		A428 RECEPTACLE, POSITIVE LOCK: SAME AS A399	EA	1										1A19MP3
X1-0		A429 RIVET, SOLID: SAME AS A400	EA	2										1A19H2
P-0	6660-947-1713	A430 SKID ASSEMBLY: SMC2000548 (80063)	EA	1	*	*	1	*	*	1	8	3	1	1A20 (9)
X1-0		A431 SKID: SMD2000547 (80063)	EA	1									5	1A20MP1 (4)
P-0	5325-483-1220	A432 STUD ASSEMBLY, MODIFIED: SMB2000549 (80063)	EA	1	*	*	1	*	*	1	8	3	5	1A20A1 (5)
X1-0		A433 PIN, SPRING: MS16562-227 (96906)	EA	1									5	1A20H1 (1)
X1-0		A434 WASHER, LOCK: AN8013-3 (88044)	EA	2									5	1A20H2 (2)
X1-0		A435 WASHER, RUBBER: SMB2000528-2 (80063)	EA	2									5	1A20H2 (3)
P-0	6660-947-1713	A436 SKID ASSEMBLY: SAME AS A430	EA	1	REF	REF	REF	REF	REF	REF	REF	REF	4	1A21 (7)
X1-0		A437 SKID: SAME AS A431	EA	1										1A21MP1
P-0	5325-483-1220	A438 STUD ASSEMBLY, MODIFIED: SAME AS A432	EA	1	REF	REF	REF	REF	REF	REF	REF	REF	5	1A21A1 (5)
X1-0		A439 PIN, SPRING: SAME AS A433	EA	1										1A21H1
X1-0		A440 WASHER, LOCK: SAME AS A434	EA	2										1A21H2

SECTION IV. REPAIR PARTS FOR DIRECT SUPPORT, GENERAL SUPPORT, AND DEPOT MAINTENANCE (CONTINUED)

(1) SMR CODE	(2) FEDERAL STOCK NUMBER	(3) DESCRIPTION	USABLE ON CODE	(4) UNIT OF MEAS	(5) QTY INC IN UNIT	(6) 30-DAY DS MAINT ALLOWANCE			(7) 30-DAY GS MAINT ALLOWANCE			(8) 1 YR ALW PER EQUIP CNTGNCY	(9) DEPOT MAINT ALW PER 100 EQUIP	(10) ILLUSTRATIONS (A) FIG NO	(B) ITEM NO OR REFERENCE DESIGNATION
						(A) 1-20	(B) 21-50	(C) 51-100	(A) 1-20	(B) 21-50	(C) 51-100				
X1-0		A441 WASHER, RUBBER: SAME AS A435		EA	2										A1A21H2
P-0	6660-947-1713	A442 SKID ASSEMBLY: SAME AS A430		EA	1	REF	REF	REF	REF	REF	REF	REF	REF	4	A1A22 (7)
X1-0		A443 SKID: SAME AS A431		EA	1										A1A22MP1
P-0	5325-483-1220	A444 STUD ASSEMBLY, MODIFIED: SAME AS A432		EA	1	REF	REF	REF	REF	REF	REF	REF	REF	5	A1A22A1 (5)
X1-0		A445 PIN, SPRING: SAME AS A433		EA	1										A1A22H1
X1-0		A446 WASHER, LOCK: SAME AS A434		EA	2										A1A22H2
X1-0		A447 WASHER, RUBBER: SAME AS A435		EA	2										A1A22H2
P-0	6660-947-1760	A448 CABLE ASSEMBLY, RETENTION: SMC2000552 (80063)		EA	1	1	1	2	1	1	1	27	20	1	A1A23 (12)
X1-0		A449 HOOK SNAP, SPRING MODIFIED: SMB2000559 (80063)		EA	2										A1A23MP1
X1-0		A450 HOOK SNAP, SPRING MODIFIED: SAME AS A449		EA	REF										A1A23MP2
X1-0		A450A ROPE: SMC2000552-1 (80063)		FT	1										A1A23MP4
X1-0		A451 SNUBBER, ROPE: SP3089 (96603)		EA	1										A1A23MP3
P-0	6660-947-1760	A452 CABLE ASSEMBLY, RETENTION: SAME AS A448		EA	1	REF	REF	REF	REF	REF	REF	REF	REF	4	A1A24 (24)
X1-0		A453 HOOK SNAP, SPRING MODIFIED: SAME AS A449		EA	2										A1A24MP1
X1-0		A454 HOOK SNAP, SPRING: SAME AS A449		EA	REF										A1A24MP2
X1-0		A454A ROPE: SAME AS A450A		FT	1										A1A24MP4
X1-0		A455 SNUBBER, ROPE: SAME AS A451		EA	1										A1A24MP3
P-0	6660-947-1760	A456 CABLE ASSEMBLY, RETENTION: SAME AS A448		EA	1	REF	REF	REF	REF	REF	REF	REF	REF	4	A1A25 (24)
X1-0		A457 HOOK SNAP, SPRING MODIFIED: SAME AS A449		EA	2										A1A25MP1
X1-0		A458 HOOK SNAP, SPRING MODIFIED: SAME AS A449		EA	REF										A1A25MP2
X1-0		A458A ROPE: SAME AS A450A		FT	1										A1A25MP4
X1-0		A459 SNUBBER, ROPE: SAME AS A451		EA	1										A1A25MP3
P-0	8105-935-7101	A464 BAG ASSEMBLY, SAND: SMC2000551 (80063)		EA	1	*	1	2	1	1	1	31	20	4	A1A27 (2)
X1-0		A465 GROMMET, METALLIC: SAME AS A283		EA	2										A1A27MP1
X1-0		A466 GROMMET, METALLIC: SAME AS A283		EA	REF										A1A27MP2
P-0	8105-935-7101	A467 BAG ASSEMBLY: SAME AS A464		EA	1	REF	REF	REF	REF	REF	REF	REF	REF	4	A1A28 (2)
X1-0		A468 GROMMET, METALLIC: SAME AS A283		EA	2										A1A28MP1

SECTION IV. REPAIR PARTS FOR DIRECT SUPPORT, GENERAL SUPPORT, AND DEPOT MAINTENANCE (CONTINUED)

(1) SMR CODE	(2) FEDERAL STOCK NUMBER	(3) DESCRIPTION	USABLE ON CODE	(4) UNIT OF MEAS	(5) QTY INC IN UNIT	(6)			(7)			(8) 1 YR ALW PER EQUIP CNTGNCY	(9) DEPOT MAINT ALW PER 100 EQUIP	(10) ILLUSTRATIONS (A) FIG NO	(B) ITEM NO OR REFERENCE DESIGNATION	
						30-DAY ALLOWANCE (A) 1-20	DS (B) 21-50	MAINT (C) 51-100	30-DAY ALLOWANCE (A) 1-20	GS (B) 21-50	MAINT (C) 51-100					
X1-0		A469 GROMMET, METALLIC: SAME AS A283		EA	REF											A128MP2
P-0	8105-935-7101	A470 BAG ASSEMBLY: SAME AS A464		EA	1	REF	REF	REF	REF	REF	REF	REF	REF	4		A1A29 (2)
X1-0		A471 GROMMET, METALLIC: SAME AS A283		EA	2											A1A29MP1
X1-0		A472 GROMMET, METALLIC: SAME AS A283		EA	REF											A1A29MP2
P-0	8105-935-7101	A473 BAG ASSEMBLY: SAME AS A464		EA	1	REF	REF	REF	REF	REF	REF	REF	REF	4		A1A30 (2)
X1-0		A474 GROMMET, METALLIC: SAME AS A283		EA	2											A1A30MP1
X1-0		A475 GROMMET, METALLIC: SAME AS A283		EA	REF											A1A30MP2
P-0	8105-935-7101	A476 BAG ASSEMBLY: SAME AS A464		EA	1	REF	REF	REF	REF	REF	REF	REF	REF	4		A1A31 (2)
X1-0		A477 GROMMET, METALLIC: SAME AS A283		EA	2											A1A31MP1
X1-0		A478 GROMMET, METALLIC: SAME AS A283		EA	REF											A1A31MP2
P-0	8105-935-7101	A479 BAG ASSEMBLY: SAME AS A464		EA	1	REF	REF	REF	REF	REF	REF	REF	REF	4		A1A32 (2)
X1-0		A480 GROMMET, METALLIC: SAME AS A283		EA	2											A1A32MP1
X1-0		A481 GROMMET, METALLIC: SAME AS A283		EA	REF											A1A32MP2
P-0-T	6660-999-3914	A482 CASE ASSY, INFLATION, LAUNCHING: SME2000503 (80063)		EA	1	*	*	*	*	*	*	5	2	4		A1A33 (1)
X1-0		A483 BLOCK, END, CASE POCKET: SMB2000556-1 (80063)		EA	4											A1A33MP1
X1-0		A484 BLOCK, END, CASE POCKET: SAME AS A483		EA	REF											A1A33MP2
X1-0		A485 BLOCK, END, CASE POCKET: SAME AS A483		EA	REF											A1A33MP3
X1-0		A486 BLOCK, END, CASE POCKET: SAME AS A483		EA	REF											A1A33MP4
X1-0		A487 BLOCK, END, CASE POCKET: SMB2000556-2 (80063)		EA	6											A1A33MP5
X1-0		A488 BLOCK, END, CASE POCKET: SAME AS A487		EA	REF											A1A33MP6
X1-0		A489 BLOCK, END, CASE POCKET: SAME AS A487		EA	REF											A1A33MP7
X1-0		A490 BLOCK, END, CASE POCKET: SAME AS A487		EA	REF											A1A33MP8
X1-0		A491 BLOCK, END, CASE POCKET: SAME AS A487		EA	REF											A1A33MP9
X1-0		A492 BLOCK, END, CASE POCKET: SAME AS A487		EA	REF											A1A33MP10
X1-0		A493 BLOCK, END, CASE POCKET: SMB2000556-3 (80063)		EA	1											A1A33MP11
X1-0		A494 BUCKLE: MS51929-2 (96906)		EA	22											A1A33MP12
X1-0		A495 BUCKLE: SAME AS A494		EA	REF											A1A33MP13
X1-0		A496 BUCKLE: SAME AS A494		EA	REF											A1A33MP14

SECTION IV. REPAIR PARTS FOR DIRECT SUPPORT, GENERAL SUPPORT, AND DEPOT MAINTENANCE (CONTINUED)

(1) SMR CODE	(2) FEDERAL STOCK NUMBER	(3) DESCRIPTION	USABLE ON CODE	(4) UNIT OF MEAS	(5) QTY INC IN UNIT	(6)			(7)			(8) 1 YR ALW PER EQUIP CNTGNCY	(9) DEPOT MAINT ALW PER 100 EQUIP	(10)		
						30-DAY ALLOWANCE (A) 1-20	DS (B) 21-50	MAINT (C) 51-100	30-DAY ALLOWANCE (A) 1-20	GS (B) 21-50	MAINT (C) 51-100			(A) FIG NO	(B) ITEM NO OR REFERENCE DESIGNATION	
X1-0		A497 BUCKLE: SAME AS A494		EA	REF											1A1A33MP15
X1-0		A498 BUCKLE: SAME AS A494		EA	REF											1A1A33MP16
X1-0		A499 BUCKLE: SAME AS A494		EA	REF											1A1A33MP17
X1-0		A500 BUCKLE: SAME AS A494		EA	REF											1A1A33MP18
X1-0		A501 BUCKLE: SAME AS A494		EA	REF											1A1A33MP19
X1-0		A502 BUCKLE: SAME AS A494		EA	REF											1A1A33MP20
X1-0		A503 BUCKLE: SAME AS A494		E	REF											1A1A33MP21
X1-0		A504 BUCKLE: SAME AS A494		EA	REF											1A1A33MP22
X1-0		A505 BUCKLE: SAME AS A494		EA	REF											1A1A33MP23
X1-0		A506 BUCKLE: SAME AS A494		EA	REF											1A1A33MP24
X1-0		A507 BUCKLE: SAME AS A494		EA	REF											1A1A33MP25
X1-0		A508 BUCKLE: SAME AS A494		EA	REF											1A1A33MP26
X1-0		A509 BUCKLE: SAME AS A494		EA	REF											1A1A33MP27
X1-0		A510 BUCKLE: SAME AS A494		EA	REF											1A1A33MP28
X1-0		A511 BUCKLE: SAME AS A494		EA	REF											1A1A33MP29
X1-0		A512 BUCKLE: SAME AS A494		EA	REF											1A1A33MP30
X1-0		A513 BUCKLE: SAME AS A494		EA	REF											1A1A33MP31
X1-0		A514 BUCKLE: SAME AS A494		EA	REF											1A1A33MP32
X1-0		A515 BUCKLE: SAME AS A494		EA	REF											1A1A33MP33
X1-0		A516 CASE, BODY: SME2000503-1 (80063)		EA	1											1A1A33MP34
X1-0		A517 CLINCH PLATE: SAME AS A017		EA	1											1A1A33MP35
X1-0		A518 STUD, EYELET BASE: MS27977-9B (96906)		EA	1											1A1A33H1
X1-0		A519 WASHER, FLAT: SAME AS A019		EA	1											1A1A33H1
X1-0		A520 CLINCH PLATE: SAME AS A017		EA	1											1A1A33MP36
X1-0		A521 STUD, EYELET BASE: SAME AS A018		EA	1											1A1A33H1
X1-0		A522 WASHER, FLAT: SAME AS A019		EA	1											1A1A33H1
X1-0		A523 CLINCH PLATE: SAME AS A017		EA	1											1A1A33MP37
X1-0		A524 STUD, EYELET BASE: SAME AS A018		EA	1											1A1A33H1

SECTION IV. REPAIR PARTS FOR DIRECT SUPPORT, GENERAL SUPPORT, AND DEPOT MAINTENANCE (CONTINUED)

(1) SMR CODE	(2) FEDERAL STOCK NUMBER	(3) DESCRIPTION	USABLE ON CODE	(4) UNIT OF MEAS	(5) QTY INC IN UNIT	(6) 30-DAY DS MAINT ALLOWANCE			(7) 30-DAY GS MAINT ALLOWANCE			(8) 1 YR ALW PER EQUIP CNTGNCY	(9) DEPOT MAINT ALW PER 100 EQUIP	(10) ILLUSTRATIONS	
						(A) 1-20	(B) 21-50	(C) 51-100	(A) 1-20	(B) 21-50	(C) 51-100			(A) FIG NO	(B) ITEM NO OR REFERENCE DESIGNATION
X1-0		A525 WASHER, FLAT: SAME AS A019		EA	1										1A1A33H1
X1-0		A526 CLINCH PLATE: SAME AS A017		EA	1										1A1A33MP38
X1-0		A527 STUD, EYELET BASE: SAME AS A018		EA	1										1A1A33H1
X1-0		A528 WASHER, FLAT: SAME AS A019		EA	1										1A1A33H1
X1-0		A529 CLINCH PLATE: SAME AS A017		EA	1										1A1A33MP39
X1-0		A530 EYELET BASE: SAME AS A018		EA	1										1A1A33H1
X1-0		A531 WASHER, FLAT: SAME AS A019		EA	1										1A1A33H1
X1-0		A532 CLINCH PLATE: SAME AS A017		EA	1										1A1A33MP40
X1-0		A533 STUD, EYELET BASE: SAME AS A018		EA	1										1A1A33H1
X1-0		A534 WASHER, FLAT: SAME AS A019		EA	1										1A1A33H1
X1-0		A535 CLIP, END: 231-74 (26752)		EA	33										1A1A33MP41
X1-0		A536 CLIP, END: SAME AS A535		EA	REF										1A1A33MP42
X1-0		A537 CLIP, END: SAME AS A535		EA	REF										1A1A33MP43
X1-0		A538 CLIP, END: SAME AS A535		EA	REF										1A1A33MP44
X1-0		A539 CLIP, END: SAME AS A535		EA	REF										1A1A33MP45
X1-0		A540 CLIP, END: SAME AS A535		EA	REF										1A1A33MP46
X1-0		A541 CLIP, END: SAME AS A535		EA	REF										1A1A33MP47
X1-0		A542 CLIP, END: SAME AS A535		EA	REF										1A1A33MP48
X1-0		A543 CLIP, END: SAME AS A535		EA	REF										1A1A33MP49
X1-0		A544 CLIP, END: SAME AS A535		EA	REF										1A1A33MP50
X1-0		A545 CLIP, END: SAME AS A535		EA	REF										1A1A33MP51
X1-0		A546 CLIP, END: SAME AS A535		EA	REF										1A1A33MP52
X1-0		A547 CLIP, END: SAME AS A535		EA	REF										1A1A33MP53
X1-0		A548 CLIP, END: SAME AS A535		EA	REF										1A1A33MP54
X1-0		A549 CLIP, END: SAME AS A535		EA	REF										1A1A33MP55
X1-0		A550 CLIP, END: SAME AS A535		EA	REF										1A1A33MP56
X1-0		A551 CLIP, END: SAME AS A535		EA	REF										1A1A33MP57
X1-0		A552 CLIP, END: SAME AS A535		EA	REF										1A1A33MP58

SECTION IV. REPAIR PARTS FOR DIRECT SUPPORT, GENERAL SUPPORT, AND DEPOT MAINTENANCE (CONTINUED)

(1) SMR CODE	(2) FEDERAL STOCK NUMBER	(3) DESCRIPTION	USABLE ON CODE	(4) UNIT OF MEAS	(5) QTY INC IN UNIT	(6) 30-DAY DS MAINT ALLOWANCE			(7) 30-DAY GS MAINT ALLOWANCE			(8) 1 YR ALW PER EQUIP CNTGNCY	(9) DEPOT MAINT ALW PER 100 EQUIP	(10) ILLUSTRATIONS		
						(A) 1-20	(B) 21-50	(C) 51-100	(A) 1-20	(B) 21-50	(C) 51-100			(A) FIG NO	(B) ITEM NO OR REFERENCE DESIGNATION	
X1-0		A553 CLIP, END: SAME AS A535		EA	REF											1A1A33MP59
X1-0		A554 CLIP, END: SAME AS A535		EA	REF											1A1A33MP60
X1-0		A555 CLIP, END: SAME AS A535		EA	REF											1A1A33MP61
X1-0		A556 CLIP, END: SAME AS A535		EA	REF											1A1A33MP62
X1-0		A557 CLIP, END: SAME AS A535		EA	REF											1A1A33MP63
X1-0		A558 CLIP, END: SAME AS A535		EA	REF											1A1A33MP64
X1-0		A559 CLIP, END: SAME AS A535		EA	REF											1A1A33MP65
X1-0		A560 CLIP, END: SAME AS A535		EA	REF											1A1A33MP66
X1-0		A561 CLIP, END: SAME AS A535		EA	REF											1A1A33MP67
X1-0		A562 CLIP, END: SAME AS A535		EA	REF											1A1A33MP68
X1-0		A563 CLIP, END: SAME AS A535		EA	REF											1A1A33MP69
X1-0		A564 CLIP, END: SAME AS A535		EA	REF											1A1A33MP70
X1-0		A565 CLIP, END: SAME AS A535		EA	REF											1A1A33MP71
X1-0		A566 CLIP, END: SAME AS A535		EA	REF											1A1A33MP72
X1-0		A567 CLIP, END: SAME AS A535		EA	REF											1A1A33MP73
X1-0		A568 FASTENER, INTERLOCKING SLIDE: AN229-4E6674-2 (88044)		EA	1											1A1A33MP74
X1-0		A569 GROMMET, METALLIC: 231-75 (26752)		EA	2											1A1A33MP75
X1-0		A570 GROMMET, METALLIC: SAME AS A569		EA	REF											1A1A33MP76
X1-0		A571 GROMMET, METALLIC: 231-76 (26752)		EA	11											1A1A33MP77
X1-0		A572 GROMMET, METALLIC: SAME AS A571		EA	REF											1A1A33MP78
X1-0		A573 GROMMET, METALLIC: SAME AS A571		EA	REF											1A1A33MP79
X1-0		A574 GROMMET, METALLIC: SAME AS A571		EA	REF											1A1A33MP80
X1-0		A575 GROMMET, METALLIC: SAME AS A571		EA	REF											1A1A33MP81
X1-0		A576 GROMMET, METALLIC: SAME AS A571		EA	REF											1A1A33MP82
X1-0		A577 GROMMET, METALLIC: SAME AS A571		EA	REF											1A1A33MP83
X1-0		A578 GROMMET, METALLIC: SAME AS A571		EA	REF											1A1A33MP84
X1-0		A579 GROMMET, METALLIC: SAME AS A571		EA	REF											1A1A33MP85
X1-0		A580 GROMMET, METALLIC: SAME AS A571		EA	REF											1A1A33MP86

SECTION IV. REPAIR PARTS FOR DIRECT SUPPORT, GENERAL SUPPORT, AND DEPOT MAINTENANCE (CONTINUED)

(1) SMR CODE	(2) FEDERAL STOCK NUMBER	(3) DESCRIPTION	USABLE ON CODE	(4) UNIT OF MEAS	(5) QTY INC IN UNIT	(6) 30-DAY DS MAINT ALLOWANCE			(7) 30-DAY GS MAINT ALLOWANCE			(8) 1 YR ALW PER EQUIP CNTGCV	(9) DEPOT MAINT ALW PER 100 EQUIP	(10) ILLUSTRATIONS	
						(A) 1-20	(B) 21-50	(C) 51-100	(A) 1-20	(B) 21-50	(C) 51-100			(A) FIG NO	(B) ITEM NO OR REFERENCE DESIGNATION
X1-0		A581 GROMMET, METALLIC: SAME AS A571		EA	REF										1A133MP87
X1-0		A582 POCKET, CASE: SME2000503-10 (80063)		EA	1										1A133MP88
X1-0		A593 POCKET, CASE: SME2000503-11 (80063)		EA	1										1A133MP89
X1-0		A584 POCKET, CASE: SME2000503-12 (80063)		EA	1										1A133MP90
X1-0		A585 POCKET, CASE: SME2000503-13 (80063)		EA	1										1A133MP91
X1-0		A586 RETAINER, CASE: SME2000503-2 (80063)		EA	2										1A133MP92
X1-0		A587 RETAINR, CASE: SAME AS A586		EA	REF										1A133MP93
X1-0		A588 RETAINER, CASE: SME2000503-3		EA	1										1A133MP94
X1-0		A589 RETAINER, CASE: SME2000503-4 (80063)		EA	10										1A133MP95
X1-0		A590 RETAINER, CASE: SAME AS A589		EA	REF										1A133MP96
X1-0		A591 RETAINER, CASE: SAME AS A589		EA	REF										1A133MP97
X1-0		A592 RETAINER, CASE: SAME AS A589		EA	REF										1A133MP98
X1-0		A593 RETAINER, CASE: SAME AS A589		EA	REF										1A133MP99
X1-0		A594 RETAINER, CASE: SAME AS A589		EA	REF										1A133MP100
X1-0		A595 RETAINER, CASE: SAME AS A589		EA	REF										1A133MP101
X1-0		A596 RETAINER, CASE: SAME AS A589		EA	REF										1A133MP102
X1-0		A597 RETAINER, CASE: SAME AS A589		EA	REF										1A133MP103
X1-0		A598 RETAINER, CASE: SAME AS A589		EA	REF										1A133MP104
X1-0		A599 RETAINER, CASE: SME2000503-5 (80063)		EA	2										1A133MP105
X1-0		A600 RETAINER, CASE: SAME AS A599		EA	REF										1A133MP106
X1-0		A601 RETAINER, CASE: SME2000503-6 (80063)		EA	6										1A133MP107
X1-0		A602 RETAINER, CASE: SAME AS A601		EA	REF										1A133MP108
X1-0		A603 RETAINER, CASE: SAME AS A601		EA	REF										1A133MP109
X1-0		A604 RETAINER, CASE: SAME AS A601		EA	REF										1A133MP110
X1-0		A605 RETAINER, CASE: SAME AS A601		EA	REF										1A133MP111
X1-0		A606 RETAINER, CASE: SAME AS A601		EA	REF										1A133MP112
X1-0		A607 RETAINER, CASE: SME2000503-7 (80063)		EA	1										1A133MP113
X1-0		A608 RETAINER, CASE: SME2000503-8 (80063)		EA	1										1A133MP114

SECTION IV. REPAIR PARTS FOR DIRECT SUPPORT, GENERAL SUPPORT, AND DEPOT MAINTENANCE (CONTINUED)

(1) SMR CODE	(2) FEDERAL STOCK NUMBER	(3) DESCRIPTION	(4) UNIT OF MEAS	(5) QTY INC IN UNIT	(6) 30-DAY DS MAINT ALLOWANCE			(7) 30-DAY GS MAINT ALLOWANCE			(8) 1 YR ALW PER EQUIP CNTGNCY	(9) DEPOT MAINT ALW PER 100 EQUIP	(10) ILLUSTRATIONS (A) FIG NO	(B) ITEM NO OR REFERENCE DESIGNATION
					(A) 1-20	(B) 21-50	(C) 51-100	(A) 1-20	(B) 21-50	(C) 51-100				
X1-0		A609 RING, DEE: SAME AS A014	EA	9									1A1A33MP115	
X1-0		A610 RING, DEE: SAME AS A014	EA	REF									1A1A33MP116	
X1-0		A611 RING, DEE: SAME AS A014	EA	REF									1A1A33MP117	
X1-0		A612 RING, DEE: SAME AS A014	EA	REF									1A1A33MP118	
X1-0		A613 RING, DEE: SAME AS A014	EA	REF									1A1A33MP119	
X1-0		A614 RING, DEE: SAME AS A014	EA	REF									1A1A33MP120	
X1-0		A615 RING, DEE: SAME AS A014	EA	REF									1A1A33MP121	
X1-0		A616 RING, DEE: SAME AS A014	EA	REF									1A1A33MP122	
X1-0		A617 RING, DEE: SAME AS A014	EA	REF									1A1A33MP123	
X1-0		A618 SOCKET, BASE: MS27981-3B (96906)	EA	1									1A1A33MP124	
X1-0		A619 BUTTON: MS27981-1B (96906)	EA	1									1A1A33H1	
X1-0		A620 STUD: MS27981-4B (96906)	EA	1									1A1A33H1	
X1-0		A621 EYELET: MS27981-5B (96906)	EA	1									1A1A33H1	
X1-0		A622 SOCKET, BASE: SAME AS A618	EA	1									1A1A33MP125	
X1-0		A623 BUTTON: SAME AS A619	EA	1									1A1A33H1	
X1-0		A624 STUD: SAME AS A620	EA	1									1A1A33H1	
X1-0		A625 EYELET: SAME AS A621	EA	1									1A1A33H1	
X1-0		A626 SOCKET, BASE: SAME AS A618	EA	1									1A1A33MP126	
X1-0		A627 BUTTON: SAME AS A619	EA	1									1A1A33H1	
X1-0		A628 STUD: SAME AS A620	EA	1									1A1A33H1	
X1-0		A629 EYELET: SAME AS A621	EA	1									1A1A33H1	
X1-0		A630 SOCKET, BASE: SAME AS A618	EA	1									1A1A33MP127	
X1-0		A631 BUTTON: SAME AS A619	EA	1									1A1A33H1	
X1-0		A632 STUD: SAME AS A620	EA	1									1A1A33H1	
X1-0		A633 EYELET: SAME AS A621	EA	1									1A1A33H1	
X1-0		A634 SOCKET, BASE: SAME AS A618	EA	1									1A1A33MP128	
X1-0		A635 BUTTON: SAME OF A619	EA	1									1A1A33H1	
X1-0		A636 STUD: SAME AS A620	EA	1									1A1A33H1	

SECTION IV. REPAIR PARTS FOR DIRECT SUPPORT, GENERAL SUPPORT, AND DEPOT MAINTENANCE (CONTINUED)

(1) SMR CODE	(2) FEDERAL STOCK NUMBER	(3) DESCRIPTION	USABLE ON CODE	(4) UNIT OF MEAS	(5) QTY INC IN UNIT	(6) 30-DAY DS MAINT ALLOWANCE			(7) 30-DAY GS MAINT ALLOWANCE			(8) 1 YR ALW PER EQUIP CNTGNCY	(9) DEPOT MAINT ALW PER 100 EQUIP	(10) ILLUSTRATIONS		
						(A) 1-20	(B) 21-50	(C) 51-100	(A) 1-20	(B) 21-50	(C) 51-100			(A) FIG NO	(B) ITEM NO OR REFERENCE DESIGNATION	
X1-0		A637 EYELET: SAME AS A621		EA	1											1A1A33H1
X1-0		A638 SOCKET, BASE: SAME AS A618		EA	1											1A1A33MP129
X1-0		A639 BUTTON: SAME AS A619		EA	1											1A1A33H1
X1-0		A640 STUD: SAME AS A620		EA	1											1A1A33H1
X1-0		A641 EYELET: SAME AS A621		EA	1											1A1A33H1
X1-0		A642 SOCKET, BASE: SAME AS A618		EA	1											1A1A33MP130
X1-0		A643 BUTTON: SAME AS A619		EA	1											1A1A33H1
X1-0		A644 STUD: SAME AS A620		EA	1											1A1A33H1
X1-0		A645 EYELET: SAME AS A621		EA	1											1A1A33H1
X1-0		A646 SOCKET, BASE: SAME AS A618		EA	1											1A1A33MP131
X1-0		A647 BUTTON: SAME AS A619		EA	1											1A1A33H1
X1-0		A648 STUD: SAME AS A620		EA	1											1A1A33H1
X1-0		A649 EYELET: SAME AS A621		EA	1											1A1A33H1
X1-0		A650 SOCKET, BASE: SAME AS A618		EA	1											1A1A33MP132
X1-0		A651 BUTTON: SAME AS A619		EA	1											1A1A33H1
X1-0		A652 STUD: SAME AS A620		EA	1											1A1A33H1
X1-0		A653 EYELET: SAME AS A621		EA	1											1A1A33H1
X1-0		A654 SOCKET, BASE: SAME AS A618		EA	1											1A1A33MP133
X1-0		A655 BUTTON: SAME AS A619		EA	1											1A1A33H1
X1-0		A656 STUD: SAME AS A620		EA	1											1A1A33H1
X1-0		A657 EYELET: SAME AS A621		EA	1											1A1A33H1
X1-0		A658 SOCKET, BASE: SAME AS A618		EA	1											1A1A33MP134
X1-0		A659 BUTTON: SAME AS A619		EA	1											1A1A33H1
X1-0		A660 STUD: SAME AS A620		EA	1											1A1A33H1
X1-0		A661 EYELET: SAME AS A621		EA	1											1A1A33H1
X1-0		A662 SOCKET, BASE: SAME AS A618		EA	1											1A1A33MP135
X1-0		A663 BUTTON: SAME AS A620		EA	1											1A1A33H1
X1-0		A664 STUD: SAME AS A620		EA	1											1A1A33H1

SECTION IV. REPAIR PARTS FOR DIRECT SUPPORT, GENERAL SUPPORT, AND DEPOT MAINTENANCE (CONTINUED)

(1) SMR CODE	(2) FEDERAL STOCK NUMBER	(3) DESCRIPTION	USABLE ON CODE	(4) UNIT OF MEAS	(5) QTY INC IN UNIT	(6) 30-DAY DS MAINT ALLOWANCE			(7) 30-DAY GS MAINT ALLOWANCE			(8) 1 YR ALW PER EQUIP CNTGNCY	(9) DEPOT MAINT ALW PER 100 EQUIP	(10) ILLUSTRATIONS	
						(A) 1-20	(B) 21-50	(C) 51-100	(A) 1-20	(B) 21-50	(C) 51-100			(A) FIG NO	(B) ITEM NO OR REFERENCE DESIGNATION
X1-O		A665 EYELET: SAME AS A621		EA	1										1A1A33H1
X1-O		A666 SOCKET, BASE: SAME AS A618		EA	1										1A1A33MP136
X1-O		A667 BUTTON: SAME AS A619		EA	1										1A1A33H1
X1-O		A668 STUD: SAME AS A620		EA	1										1A1A33H1
X1-O		A669 EYELET: SAME AS A621		EA	1										1A1A33H1
X1-O		A670 SOCKET, BASE: SAME AS A618		EA	1										1A1A33MP137
X1-O		A671 BUTTON: SAME AS A619		EA	1										1A1A33H1
X1-O		A672 STUD: SAME AS A620		EA	1										1A1A33H1
X1-O		A673 EYELET: SAME AS A621		EA	1										1A1A33H1
X1-O		A674 SOCKET, BASE: SAME AS A618		EA	1										1A1A33MP138
X1-O		A675 BUTTON: SAME AS A619		EA	1										1A1A33H1
X1-O		A676 STUD: SAME AS A620		EA	1										1A1A33H1
X1-O		A677 EYELET: SAME AS A621		EA	1										1A1A33H1
X1-O		A678 SOCKET, BASE: SAME AS A618		EA	1										1A1A33MP139
X1-O		A679 BUTTON: SAME AS A619		EA	1										1A1A33H1
X1-O		A680 STUD: SAME AS A620		EA	1										1A1A33H1
X1-O		A681 EYELET: SAME AS A621		EA	1										1A1A33H1
X1-O		A682 SOCKET, LONG PRONG: SAME AS A151		EA	6										1A1A33MP140
X1-O		A683 SOCKET, LONG PRONG: SAME AS A151		EA	REF										1A1A33MP141
X1-O		A684 SOCKET, LONG PRONG: SAME AS A151		EA	REF										1A1A33MP142
X1-O		A685 SOCKET, LONG PRONG: SAME AS A151		EA	REF										1A1A33MP143
X1-O		A686 SOCKET, LONG PRONG: SAME AS A151		EA	REF										1A1A33MP144
X1-O		A687 SOCKET, LONG PRONG: SAME AS A151		EA	REF										1A1A33MP145
X1-O		A688 STRIP, REINFORCEMENT: SME2000503-9 (80063)		EA	4										1A1A33MP146
X1-O		A689 STRIP, REINFORCEMENT: SAME AS A688		EA	REF										1A1A33MP147
X1-O		A690 STRIP, REINFORCEMENT: SAME AS A688		EA	REF										1A1A33MP148
X1-O		A691 STRIP, REINFORCEMENT: SAME AS A688		EA	REF										1A1A33MP149
X1-O		A692 TACK: MS90722-2 (96906)		EA	77										1A1A33MP150

SECTION IV. REPAIR PARTS FOR DIRECT SUPPORT, GENERAL SUPPORT, AND DEPOT MAINTENANCE (CONTINUED)

(1) SMR CODE	(2) FEDERAL STOCK NUMBER	(3) DESCRIPTION	USABLE ON CODE	(4) UNIT OF MEAS	(5) QTY INC IN UNIT	(6)			(7)			(8)	(9)	(10)	
						30-DAY ALLOWANCE (A) 1-20	DS (B) 21-50	MAINT (C) 51-100	30-DAY ALLOWANCE (A) 1-20	GS (B) 21-50	MAINT (C) 51-100	1 YR ALW PER EQUIP CNTGNCY	DEPOT MAINT ALW PER 100 EQUIP	(A) FIG NO	(B) ITEM NO OR REFERENCE DESIGNATION
X1-0		A693 TACK: SAME AS A692		EA	REF										1A1A33MP151
X1-0		A694 TACK: SAME AS A692		EA	REF										1A1A33MP152
X1-0		A695 TACK: SAME AS A692		EA	REF										1A1A33MP153
X1-0		A696 TACK: SAME AS A692		EA	REF										1A1A33MP154
X1-0		A697 TACK: SAME AS A692		EA	REF										1A1A33MP155
X1-0		A698 TACK: SAME AS A692		EA	REF										1A1A33MP156
X1-0		A699 TACK: SAME AS A692		EA	REF										1A1A33MP157
X1-0		A700 TACK: SAME AS A692		EA	REF										1A1A33MP158
X1-0		A701 TACK: SAME AS A692		EA	REF										1A1A33MP159
X1-0		A702 TACK: SAME AS A692		EA	REF										1A1A33MP160
X1-0		A703 TACK: SAME AS A692		EA	REF										1A1A33MP161
X1-0		A704 TACK: SAME AS A692		EA	REF										1A1A33MP162
X1-0		A705 TACK: SAME AS A692		EA	REF										1A1A33MP163
X1-0		A706 TACK: SAME AS A692		EA	REF										1A1A33MP164
X1-0		A707 TACK: SAME AS A692		EA	REF										1A1A33MP165
X1-0		A708 TACK: SAME AS A692		EA	REF										1A1A33MP166
X1-0		A709 TACK: SAME AS A692		EA	REF										1A1A33MP167
X1-0		A710 TACK: SAME AS A692		EA	REF										1A1A33MP168
X1-0		A711 TACK: SAME AS A692		EA	REF										1A1A33MP169
X1-0		A712 TACK: SAME AS A692		EA	REF										1A1A33MP170
X1-0		A713 TACK: SAME AS A692		EA	REF										1A1A33MP171
X1-0		A714 TACK: SAME AS A692		EA	REF										1A1A33MP172
X1-0		A715 TACK: SAME AS A692		EA	REF										1A1A33MP173
X1-0		A716 TACK: SAME AS A692		EA	REF										1A1A33MP174
X1-0		A717 TACK: SAME AS A692		EA	REF										1A1A33MP175
X1-0		A718 TACK: SAME AS A692		EA	REF										1A1A33MP176
X1-0		A719 TACK: SAME AS A692		EA	REF										1A1A33MP177
X1-0		A720 TACK: SAME AS A692		EA	REF										1A1A33MP178


SECTION IV. REPAIR PARTS FOR DIRECT SUPPORT, GENERAL SUPPORT, AND DEPOT MAINTENANCE (CONTINUED)

(1) SMR CODE	(2) FEDERAL STOCK NUMBER	(3) DESCRIPTION	USABLE ON	(4) UNIT OF MEAS	(5) QTY INC IN UNIT	(6) 30-DAY DS MAINT ALLOWANCE			(7) 30-DAY GS MAINT ALLOWANCE			(8) 1 YR ALW PER EQUIP CNTGNCY	(9) DEPOT MAINT ALW PER 100 EQUIP	(10) ILLUSTRATIONS		
						(A) 1-20	(B) 21-50	(C) 51-100	(A) 1-20	(B) 21-50	(C) 51-100			(A) FIG NO	(B) ITEM NO OR REFERENCE DESIGNATION	
X1-0		A721 TACK: SAME AS A692		EA	REF											1A1A33MP179
X1-0		A722 TACK: SAME AS A692		EA	REF											1A1A33MP180
X1-0		A723 TACK: SAME AS A692		EA	REF											1A1A33MP181
X1-0		A724 TACK: SAME AS A692		EA	REF											1A1A33MP182
X1-0		A725 TACK: SAME AS A692		EA	REF											1A1A33MP183
X1-0		A726 TACK: SAME AS A692		EA	REF											1A1A33MP184
X1-0		A727 TACK: SAME AS A692		EA	REF											1A1A33MP185
X1-0		A728 TACK: SAME AS A692		EA	REF											1A1A33MP186
X1-0		A729 TACK: SAME AS A692		EA	REF											1A1A33MP187
X1-0		A730 TACK: SAME AS A692		EA	REF											1A1A33MP188
X1-0		A731 TACK: SAME AS A692		EA	REF											1A1A33MP189
X1-0		A732 TACK: SAME AS A692		EA	REF											1A1A33MP190
X1-0		A733 TACK: SAME AS A692		EA	REF											1A1A33MP191
X1-0		A734 TACK: SAME AS A692		EA	REF											1A1A33MP192
X1-0		A735 TACK: SAME AS A692		EA	REF											1A1A33MP193
X1-0		A736 TACK: SAME AS A692		EA	REF											1A1A33MP194
X1-0		A737 TACK: SAME AS A692		EA	REF											1A1A33MP195
X1-0		A738 TACK: SAME AS A692		EA	REF											1A1A33MP196
X1-0		A739 TACK: SAME AS A692		EA	REF											1A1A33MP197
X1-0		A740 TACK: SAME AS A692		EA	REF											1A1A33MP198
X1-0		A741 TACK: SAME AS A692		EA	REF											1A1A33MP199
X1-0		A742 TACK: SAME AS A692		EA	REF											1A1A33MP200
X1-0		A743 TACK: SAME AS A692		EA	REF											1A1A33MP201
X1-0		A744 TACK: SAME AS A692		EA	REF											1A1A33MP202
X1-0		A745 TACK: SAME AS A692		EA	REF											1A1A33MP203
X1-0		A746 TACK: SAME AS A692		EA	REF											1A1A33MP204
X1-0		A747 TACK: SAME AS A692		EA	REF											1A1A33MP205
X1-0		A748 TACK: SAME AS A692		EA	REF											1A1A33MP206

SECTION IV. REPAIR PARTS FOR DIRECT SUPPORT, GENERAL SUPPORT, AND DEPOT MAINTENANCE (CONTINUED)

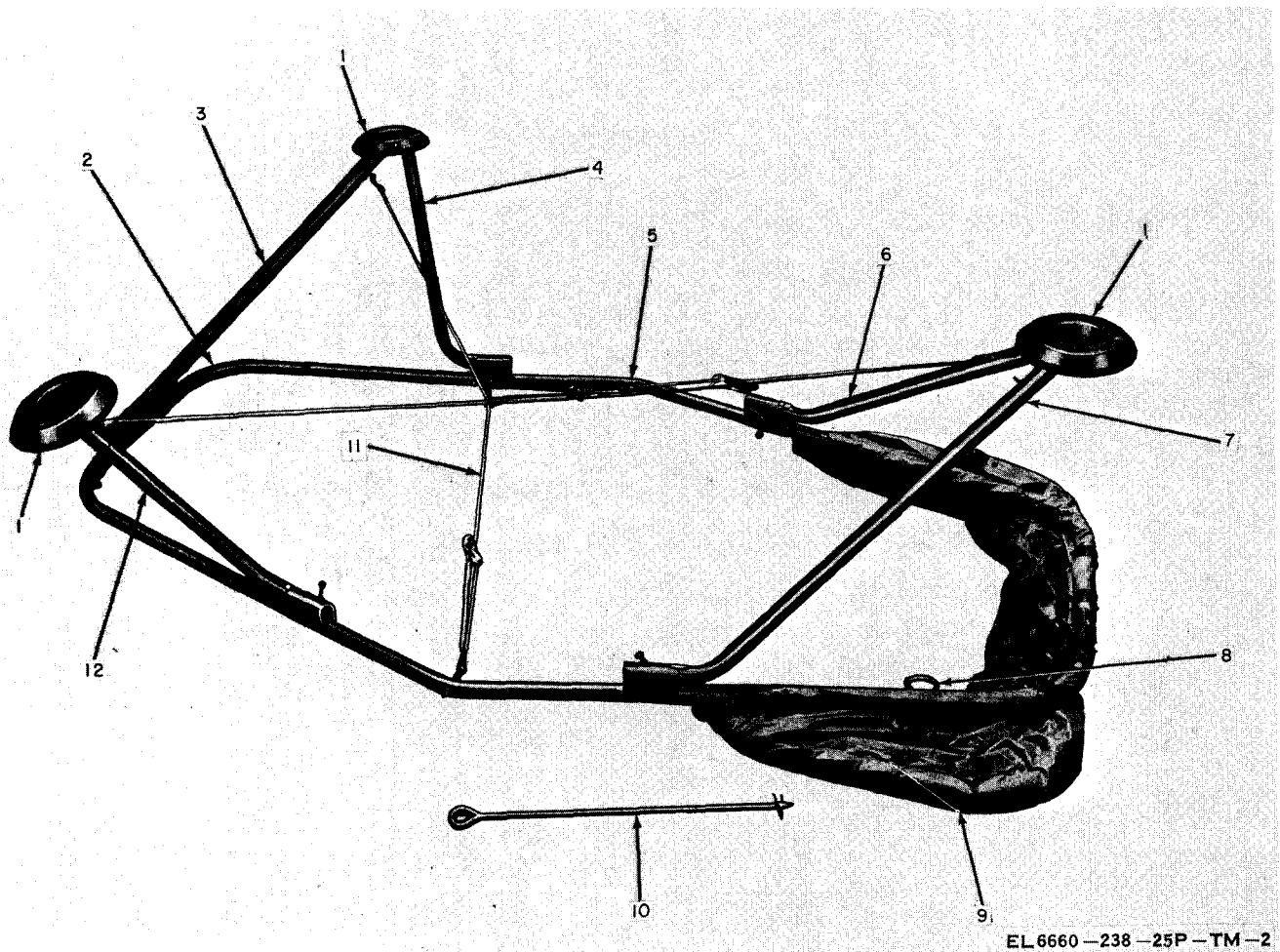
(1) SMR CODE	(2) FEDERAL STOCK NUMBER	(3) DESCRIPTION	USABLE ON CODE	(4) UNIT OF MEAS	(5) QTY INC IN UNIT	(6) 30-DAY DS MAINT ALLOWANCE			(7) 30-DAY GS MAINT ALLOWANCE			(8) 1 YR ALW PER EQUIP CNTGNCY	(9) DEPOT MAINT ALW PER 100 EQUIP	(10) ILLUSTRATIONS (A) FIG NO	(B) ITEM NO OR REFERENCE DESIGNATION
						(A) 1-20	(B) 21-50	(C) 51-100	(A) 1-20	(B) 21-50	(C) 51-100				
X1-O		A749 TACK: SAME AS A692		EA	REF										1A1A33MP207
X1-O		A750 TACK: SAME AS A692		EA	REF										1A1A33MP208
X1-O		A751 TACK: SAME AS A692		EA	REF										1A1A33MP209
X1-O		A752 TACK: SAME AS A692		EA	REF										1A1A33MP210
X1-O		A753 TACK: SAME AS A692		EA	REF										1A1A33MP211
X1-O		A754 TACK: SAME AS A692		EA	REF										1A1A33MP212
X1-O		A755 TACK: SAME AS A692		EA	REF										1A1A33MP213
X1-O		A756 TACK: SAME AS A692		EA	REF										1A1A33MP214
X1-O		A757 TACK: SAME AS A692		EA	REF										1A1A33MP215
X1-O		A758 TACK: SAME AS A692		EA	REF										1A1A33MP216
X1-O		A759 TACK: SAME AS A692		EA	REF										1A1A33MP217
X1-O		A760 TACK: SAME AS A692		EA	REF										1A1A33MP218
X1-O		A761 TACK: SAME AS A692		EA	REF										1A1A33MP219
X1-O		A762 TACK: SAME AS A692		EA	REF										1A1A33MP220
X1-O		A763 TACK: SAME AS A692		EA	REF										1A1A33MP221
X1-O		A764 TACK: SAME AS A692		EA	REF										1A1A33MP222
X1-O		A765 TACK: SAME AS A692		EA	REF										1A1A33MP223
X1-O		A766 TACK: SAME AS A692		EA	REF										1A1A33MP224
X1-O		A767 TACK: SAME AS A692		EA	REF										1A1A33MP225
X1-O		A768 TACK: SAME AS A692		EA	REF										1A1A33MP226
P-O-T	6660-947-1704	A769 NOZZLE ASSEMBLY: SMC2000567 (80063)		EA	1	*	*	1	*	*	1	8	6	4	1A1A34 (26)
P-O	6660-947-1765	A770 CLIP ASSEMBLY: SMC2000561 (80063)		EA	1	*	*	1	*	*	1	10	8	3	1A1A34A1 (4)
X1-O		A771 CLIP: SMC2000563 (80063)		EA	1										1A1A34A1MP1
P-O	6660-947-1752	A772 NOZZLE, METEROLOGICAL BALLON: SM2000565 (80063)		EA	1	*	*	*	*	*	1	8	6	3	1A1A34MP1 (3)
P-O	5305-054-5648	A773 SCREW, MACHINE: MS51957-14 (96906)		EA	1	*	*	1	*	*	1	10	8	3	1A1A3H1 (1)
X1-O		A774 WASHER, FLAT: MS15795-303 (96906)		EA	1									3	1A1A34H1 (2)
X1-O		A775 WASHER, LOCK: MS35338-135 (96906)		EA	1										1A1A34H1
P-O	5310-224-9229	A776 NUT, SHEET SPRING: SMB2000566 (80063)		EA	1	*	*	1	*	*	1	10	4	3	1A1A34H1 (5)

TM11-6660-238-25P														
SECTION IV. REPAIR PARTS FOR DIRECT SUPPORT, GENERAL SUPPORT, AND DEPOT MAINTENANCE (CONTINUED)														
(1)	(2)	(3)	(4)	(5)	(6)			(7)			(8)	(9)	(10)	
SMR	FEDERAL	DESCRIPTION	UNIT	QTY	30-DAY	DS	MAINT	30-DAY	GS	MAINT	1 YR	DEPOT	ILLUSTRATIONS	
CODE	STOCK		OF	INC IN	ALLOWANCE	ALLOWANCE	ALLOWANCE	ALLOWANCE	ALLOWANCE	EQUIP	ALW PER	MAINT	(A)	(B)
	NUMBER	REFERENCE NUMBER & MFR. CODE	MEAS	UNIT	(A)	(B)	(C)	(A)	(B)	(C)	EQUIP	100	FIG	ITEM NO OR
			USABLE ON		1-20	21-50	51-100	1-20	21-50	51-100	CNTG	PER	NO	REFERENCE
			CODE								100	100		DESIGNATION
P-O	6660-947-1703	A777 SNAP ASSEMBLY: SMC2000562 (80063)	EA	1	*	*	1	*	*	1	10	4	3	1A34A2 (6)
X1-O		A778 HOOK SNAP, SPRING, MODIFIED: SAME AS A449	EA	1										1A34A2MP1
X1-O		A778A TAPE: MIL-T-5038, TYPE III, 1W (81349)	FT	1										1A34A2MP2
P-O	4030-580-7833	A779 ANCHOR: SMB2000519 (80063)	EA	1	*	*	*	*	*	*	5	2	1	1AMP1 (10)
P-O	3120-140-1615	A780 BUSHING, SLEEVE: SMB2000529 (80063)	EA	4	*	*	1	*	*	1	10	4		1AMP2
P-O	3120-140-1615	A781 BUSHING, SLEEVE: SAME AS A780	EA	REF	REF	REF	REF	REF	REF	REF	REF	REF		1AMP3
P-O	6660-947-1766	A782 CROWBAR: SMB2000524 (80063)	EA	1	*	*	*	*	*	*	4	2	4	1AMP4 (10)
P-O	4030-405-4494	A783 HOOK: SMB2000518 (80063)	EA	1	*	*	1	*	*	1	8	3	4	1AMP5 (25)
X2-O		A784 NUT, PLAIN, HEXAGON: MS35690-610 (96906)	EA	2										1H2
MD-O		A785 PLATE, IDENTIFICATION: SMC2000504 (80063)	EA	1										1AMP6
X2-O	5320-582-3298	A786 RIVET, BLIND: MS20600B4W2 (96906)	EA	4										1H4
X2-O	5305-021-3740	A787 SCREW, MACHINE: MS35307-364 (96906)	EA	2										1H2
X1-O		A788 STUD, GROUNDING: SAME AS A218	EA	1										1AMP7
X2-O		A789 WASHER, FLAT: MS15795-813 (96906)	EA	4										1H4
X2-O		A790 WASHER, LOCK: SAME AS A219	EA	3										1H3
P-O	6660-167-9431	A791 RADIOSONDE HOLDER: SMC2000564 (80063)	EA	1	*	*	*	*	*	*	4	2	1	1AMP8 (6)
P-O	4720-948-2718	A792 HOSE: SME2000501-1 (80063)	FT	15	*	15	15	*	15	15	180	75	4	1AMP9 (23)



- | | | |
|----------------------------------|-----------------------------|----------------------------|
| 1 Tube support forward (A1A13A2) | 6 Radiosonde holder (A1MP8) | 11 Rear leg (A1A15) |
| 2 Center tube support (A1A11MP2) | 7 Grounding cable (A1A6) | 12 Retention cable (A1A23) |
| 3 Canopy support assembly (A1A9) | 8 Grounding stake (A1A7) | 13 Forward leg (A1A18) |
| 4 Rear leg (A1A14) | 9 Skid assembly (A1A20) | 14 Center leg (A1A16) |
| 5 Windbreaker assembly (A1A4) | 10 Anchor stake (A1MP1) | |

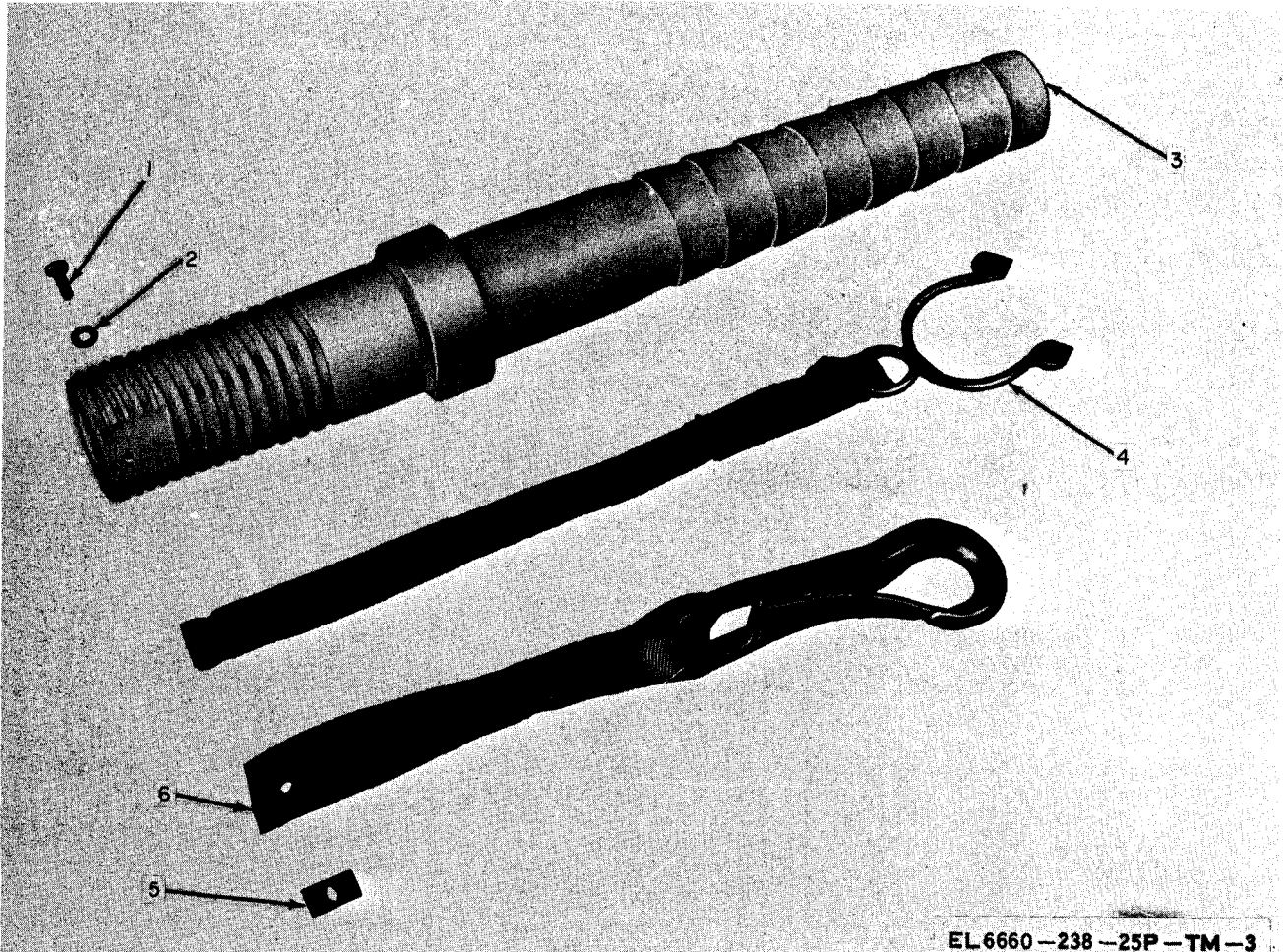
Figure 1. Top side view of launcher showing canopy and netting.



EL 6660 -238 -25P -TM -2

- | | | |
|----------------------------------|----------------------------------|----------------------------|
| 1 Skid assembly (A1A21) | 5 Center tube support (A1A10MP2) | 9 Canopy (A1A8) |
| 2 Tube support forward (A1A13A2) | 6 Rear leg (A1A15) | 10 Anchor stake (A1MP1) |
| 3 Forward leg (A1A18) | 7 Rear leg (A1A14) | 11 Retention cable (A1A23) |
| 4 Center leg (A1A17) | 8 Radiosonde holder (A1MP8) | 12 Center leg (A1A16) |

Figure 2. Assembly in inverted position showing retention cables.



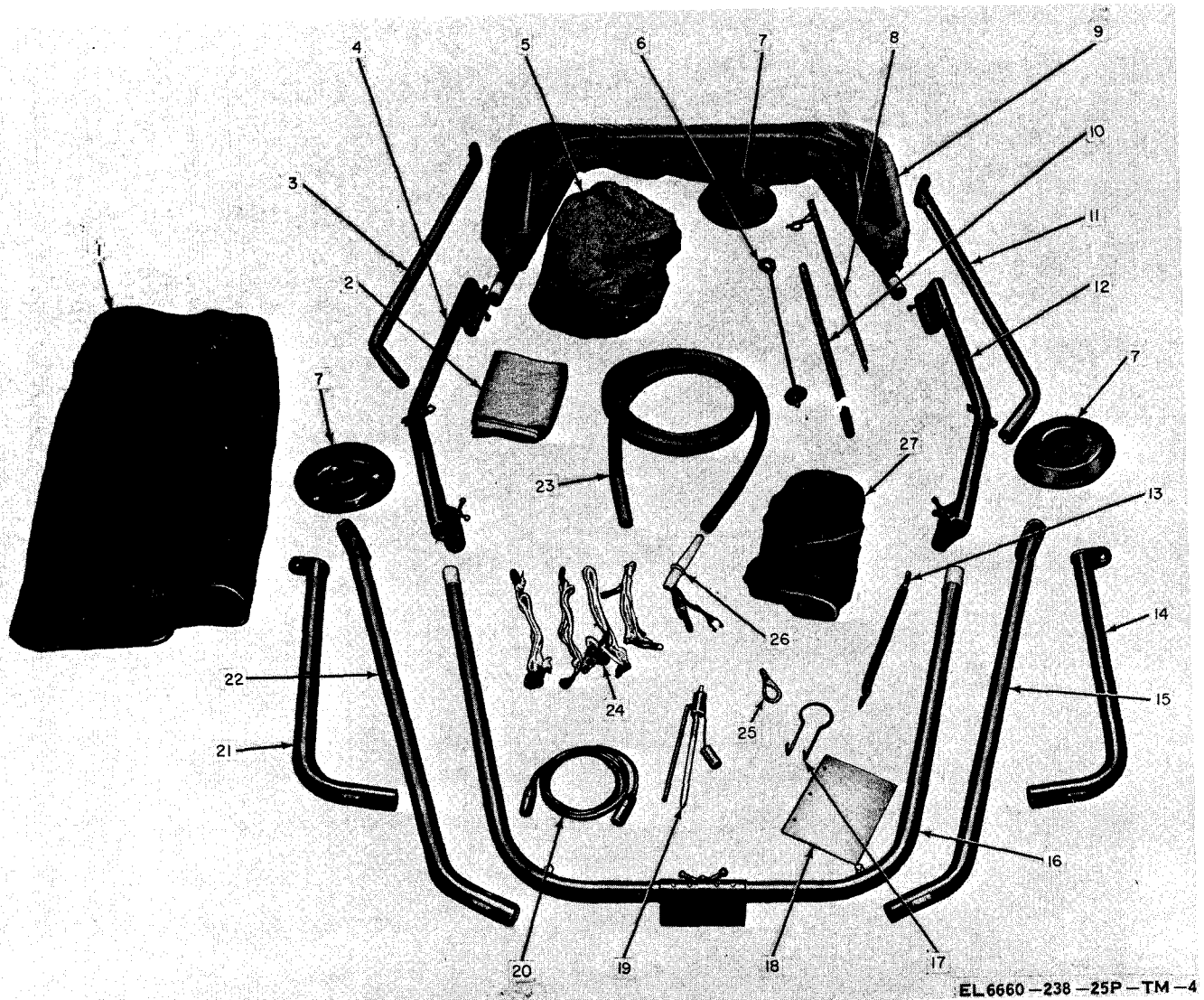
EL 6660-238-25P-TM-3

1 Screw (A1A34H1)
2 Washer (A1A34H1)

3 Nozzle (A1A34MP1)
4 Clip assembly (A1A34A1)

5 Nut (A1A34H1)
6 Snap assembly (A1A34A2)


Figure 3. Nozzle assembly-exploded view.



EL 6660-238-25P-TM-4

- | | | |
|--|--|--|
| <ul style="list-style-type: none"> 1 Transit case (A1A33) 2 Sand bag (A1A27, A1A28, A1A-29, A1A30, A1A31, A1A32) 3 Rear leg (A1A14) 4 Center tube support (A1A10MP2) 5 Canopy (A1A8) 6 Anchor stake (A1MP1) 7 Skid assembly (A1A21, A1A22) 8 Windbreaker brace (A1A3) 9 Windbreaker assembly (A1A4) | <ul style="list-style-type: none"> 10 Crowbar (A1MP4) 11 Rear leg (A1A15) 12 Center tube support (A1A11MP2) 13 Strap assembly (A1A12) 14 Center leg (A1A17) 15 Forward leg (A1A18) 16 Tube support forward (A1A3A2) 17 Radiosonde holder (A1MP8) 18 Technical Manual 19 Grounding stake (A1A7) | <ul style="list-style-type: none"> 20 Grounding cable (A1A6) 21 Center leg (A1A16) 22 Forward leg (A1A19) 23 Hose (A1MP9) 24 Retention cable (A1A23, A1A24, A1A25) 25 Hook (A1MP5) 26 Nozzle assembly (A1A34) 27 Canopy support (A1A9) |
|--|--|--|

Figure 4. Components of ML-594/U.



1 Pin, spring (A1A20H1)
2 Washer, lock (A1A20H2)

3 Washer, rubber (A1A20H2)
4 Skid (A1A20MP1)

5 Stud assembly (A1A20A1, A1A21-
A1, A1A22A1)

Figure 5. Skid assembly-exploded view.

SECTION V. INDEX-TM11-6660-238-25P

TO FIGURE AND ITEM NUMBER OR REFERENCE DESIGNATION

FEDERAL STOCK NUMBER	FIGURE NUMBER	ITEM NUMBER OR REF DESIGNATION	FEDERAL STOCK NUMBER	FIGURE NUMBER	ITEM NUMBER OR REF DESIGNATION
4030-405-4494	4	A1MP5 (25)	6660-999-2663		A1
4030-580-7833	1	A1MP1 (10)	6660-999-3914	4	A1A33 (1)
4720-948-2718	4	A1MP9 (23)	8105-935-7101	4	A1A27 (2)
5305-021-3740		A1H2	8105-935-7101	4	A1A28 (2)
5305-054-5648	3	A1A34H1 (1)	8105-935-7101	4	A1A29 (2)
5305-054-6653		A1A3H1	8105-935-7101	4	A1A30 (2)
5305-054-6669		A1A7H1	8105-935-7101	4	A1A31 (2)
5310-011-1041		A1A3H1	8105-935-7101	4	A1A32 (2)
5310-224-9229	3	A1A34H1 (5)			
5310-275-0586		A1A7H1			
5310-625-5756		A1A10H1			
5310-625-5756		A1A11H1			
5310-880-5976		A1A3H1			
5310-880-5978		A1A7H1			
5310-974-6623		A1A10H1			
5310-974-6623		A1A11H1			
5320-582-3298		A1H4			
5325-483-1220	5	A1A20A1 (5)			
5325-483-1220	5	A1A21A1 (5)			
5325-483-1220	5	A1A22A1 (5)			
5325-926-5324		A1A13H1			
5340-999-3910	4	A1A12 (13)			
6660-167-9431	1	A1MP8 (6)			
6660-947-1703	3	A1A34A2 (6)			
6660-947-1704	4	A1A34 (26)			
6660-947-1713	1	A1A20 (9)			
6660-947-1713	4	A1A21 (7)			
6660-947-1713	4	A1A22 (7)			
6660-947-1749	1	A1A4 (5)			
6660-947-1752	3	A1A34MP1 (3)			
6660-947-1753	1	A1A18 (13)			
6660-947-1754	1	A1A16 (14)			
6660-947-1755	2	A1A17 (4)			
6660-947-1756	1	A1A15 (11)			
6660-947-1757	1	A1A14 (4)			
6660-947-1758	4	A1A10MP2 (4)			
6660-947-1759	4	A1A7 (19)			
6660-947-1760	1	A1A23 (12)			
6660-947-1760	4	A1A24 (24)			
6660-947-1760	4	A1A25 (24)			
6660-947-1761		A1A1			
6660-947-1762		A1A2			
6660-947-1763	4	A1A19 (22)			
6660-947-1765	3	A1A34A1 (4)			
6660-947-1766	4	A1MP4 (10)			
6660-947-1770	4	A1A13A2 (16)			
6660-947-1779	4	A1A11MP2 (12)			
6660-947-1780	4	A1A3 (8)			
6660-947-1786	1	A1A6 (7)			
6660-947-1829	2	A1A8 (9)			
6660-947-1830	1	A1A9 (3)			
6660-954-4691		A1A5			

SECTION VI. INDEX-REFERENCE NUMBER CROSS REFERENCE

REFERENCE NO	MFGRS CODE	FIG NO	REF DESIGNATION OR ITEM NO	REFERENCE NO	MFGRS CODE	FIG NO	REF DESIGNATION OR ITEM NO
AN229-4EL674-2	88044		ALA33MP74	MS27977-2B	96906		ALA4MP60
AN8013-3	88044	5	ALA20H2 (2)	MS27977-2B	96906		ALA4MP61
AN8013-3	88044		ALA21H2	MS27977-2B	96906		ALA4MP62
AN8013-3	88044		ALA22H2	MS27977-2B	96906		ALA4MP63
G400	02210		ALA10H1	MS27977-2B	96906		ALA4MP64
G400	02210		ALA11H1	MS27977-2B	96906		ALA4MP65
LW1023-1-6	83014		ALA3MP3	MS27977-2B	96906		ALA4MP66
MIL-T-5038, TYPE III, 1W	81349		ALA34A2MP2	MS27977-2B	96906		ALA4MP67
MIL-W-530, TYPE I, CL4, 1W	81349		ALA4MP96	MS27977-2B	96906		ALA4MP68
MIL-W-530, TYPE I, CL4, 1W	81349		ALA9MP20	MS27977-2B	96906		ALA4MP69
MIL-W-530, TYPE I, CL4, 1-1/2W	81349		ALA4MP97	MS27977-2B	96906		ALA4MP70
MIL-W-530, TYPE I, CL4, 2W	81349		ALA9MP21	MS27977-2B	96906		ALA4MP71
MIL-W-530, TYPE I, CL4, 3W	81349		ALA9MP22	MS27977-2B	96906		ALA4MP72
MIL-W-530, TYPE I, CL4, 3/4W	81349		ALA4MP95	MS27977-2B	96906		ALA4MP73
MIL-W-530, TYPE I, CL4, 3/4W	81349		ALA9MP19	MS27977-2B	96906		ALA4MP74
MS15795-303	96906	3	ALA34H1 (2)	MS27977-2B	96906		ALA4MP75
MS15795-813	96906		ALH4	MS27977-2B	96906		ALA4MP76
MS16562-210	96906		ALA7H1	MS27977-2B	96906		ALA4MP77
MS16562-227	96906	5	ALA20H1 (1)	MS27977-2B	96906		ALA4MP78
MS16562-227	96906		ALA21H1	MS27977-2B	96906		ALA4MP79
MS16562-227	96906		ALA22H1	MS27977-2B	96906		ALA4MP80
MS20426DD5-8	96906		ALA14H2	MS27977-2B	96906		ALA4MP81
MS20426DD5-8	96906		ALA18H2	MS27977-2B	96906		ALA4MP82
MS20426DD5-8	96906		ALA19H2	MS27977-2B	96906		ALA4MP83
MS2060086W3	96906		ALA14H1	MS27977-2B	96906		ALA4MP84
MS2060086W3	96906		ALA14H2	MS27977-2B	96906		ALA4MP85
MS2060086W3	96906		ALA15H1	MS27977-2B	96906		ALA4MP86
MS2060086W3	96906		ALA15H2	MS27977-2B	96906		ALA4MP87
MS2060086W3	96906		ALA16H1	MS27977-2B	96906		ALA4MP88
MS2060086W3	96906		ALA16H2	MS27977-2B	96906		ALA4MP89
MS2060086W3	96906		ALA17H1	MS27977-2B	96906		ALA4MP90
MS2060086W3	96906		ALA17H2	MS27977-2B	96906		ALA4MP91
MS2060086W3	96906		ALA18H1	MS27977-2B	96906		ALA4MP92
MS2060086W3	96906		ALA18H2	MS27977-2B	96906		ALA4MP93
MS2060086W3	96906		ALA19H1	MS27977-2B	96906		ALA4MP94
MS2060086W3	96906		ALA19H2	MS27977-2C	96906		ALA9MP17
MS20600B6W3	96906		ALA5H1	MS27977-2C	96906		ALA33MP140
MS20600B6W3	96906		ALA5H8	MS27977-2C	96906		ALA33MP141
MS27977-2B	96906		ALA4MP53	MS27977-2C	96906		ALA33MP142
MS27977-2B	96906		ALA4MP54	MS27977-2C	96906		ALA33MP143
MS27977-2B	96906		ALA4MP55	MS27977-2C	96906		ALA33MP144
MS27977-2B	96906		ALA4MP56	MS27977-2C	96906		ALA33MP145
MS27977-2B	96906		ALA4MP57	MS27977-2C	96906		ALA8MP47
MS27977-2B	96906		ALA4MP58	MS27977-2C	96906		ALA8MP48
MS27977-2B	96906		ALA4MP59	MS27977-2C	96906		ALA8MP49
							ALA8MP50
							ALA8MP51
							ALA8MP52
							ALA8MP53
							ALA8MP54
							ALA8MP55
							ALA8MP56

SECTION VI. INDEX-REFERENCE NUMBER CROSS REFERENCE

TO FIGURE NUMBER AND REFERENCE DESIGNATION OR ITEM NUMBER

REFERENCE NO	MFGRS CODE	FIG NO	REF DESIGNATION OR ITEM NO	REFERENCE NO	MFGRS CODE	FIG NO	REF DESIGNATION OR ITEM NO
MS27977-2C	96906		A1A8MP57	MS27977-3B	96906		A1A33MP40
MS27977-2C	96906		A1A8MP58	MS27977-3C	96906		A1A8MP1
MS27977-2C	96906		A1A8MP59	MS27977-3C	96906		A1A8MP2
MS27977-2C	96906		A1A8MP60	MS27977-3C	96906		A1A8MP3
MS27977-2C	96906		A1A8MP61	MS27977-3C	96906		A1A8MP4
MS27977-3B	96906		A1A4MP3	MS27977-3C	96906		A1A8MP5
MS27977-3B	96906		A1A4MP4	MS27977-3C	96906		A1A8MP6
MS27977-3B	96906		A1A4MP5	MS27977-3C	96906		A1A8MP7
MS27977-3B	96906		A1A4MP6	MS27977-3C	96906		A1A8MP8
MS27977-3B	96906		A1A4MP7	MS27977-3C	96906		A1A8MP9
MS27977-3B	96906		A1A4MP8	MS27977-3C	96906		A1A8MP10
MS27977-3B	96906		A1A4MP9	MS27977-3C	96906		A1A8MP11
MS27977-3B	96906		A1A4MP10	MS27977-3C	96906		A1A8MP12
MS27977-3B	96906		A1A4MP11	MS27977-3C	96906		A1A8MP13
MS27977-3B	96906		A1A4MP12	MS27977-3C	96906		A1A8MP14
MS27977-3B	96906		A1A4MP13	MS27977-3C	96906		A1A8MP15
MS27977-3B	96906		A1A4MP14	MS27977-8B	96906		A1A4H1
MS27977-3B	96906		A1A4MP15	MS27977-8B	96906		A1A33H1
MS27977-3B	96906		A1A4MP16	MS27977-9B	96906		A1A33H1
MS27977-3B	96906		A1A4MP17	MS27977-9C	96906		A1A8H1
MS27977-3B	96906		A1A4MP18	MS27977-10B	96906		A1A4H1
MS27977-3B	96906		A1A4MP19	MS27977-10B	96906		A1A33H1
MS27977-3B	96906		A1A4MP20	MS27977-10C	96906		A1A8H1
MS27977-3B	96906		A1A4MP21	MS27981-1B	96906		A1A33H1
MS27977-3B	96906		A1A4MP22	MS27981-3B	96906		A1A33MP124
MS27977-3B	96906		A1A4MP23	MS27981-3B	96906		A1A33MP125
MS27977-3B	96906		A1A4MP24	MS27981-3B	96906		A1A33MP126
MS27977-3B	96906		A1A4MP25	MS27981-3B	96906		A1A33MP127
MS27977-3B	96906		A1A4MP26	MS27981-3B	96906		A1A33MP128
MS27977-3B	96906		A1A4MP27	MS27981-3B	96906		A1A33MP129
MS27977-3B	96906		A1A4MP28	MS27981-3B	96906		A1A33MP130
MS27977-3B	96906		A1A4MP29	MS27981-3B	96906		A1A33MP131
MS27977-3B	96906		A1A4MP30	MS27981-3B	96906		A1A33MP132
MS27977-3B	96906		A1A4MP31	MS27981-3B	96906		A1A33MP133
MS27977-3B	96906		A1A4MP32	MS27981-3B	96906		A1A33MP134
MS27977-3B	96906		A1A4MP33	MS27981-3B	96906		A1A33MP135
MS27977-3B	96906		A1A4MP34	MS27981-3B	96906		A1A33MP136
MS27977-3B	96906		A1A4MP35	MS27981-3B	96906		A1A33MP137
MS27977-3B	96906		A1A4MP36	MS27981-3B	96906		A1A33MP138
MS27977-3B	96906		A1A4MP37	MS27981-3B	96906		A1A33MP139
MS27977-3B	96906		A1A4MP38	MS27981-4B	96906		A1A33H1
MS27977-3B	96906		A1A4MP39	MS27981-5B	96906		A1A33H1
MS27977-3B	96906		A1A4MP40	MS35338-80	96906		A1A7H1
MS27977-3B	96906		A1A4MP41	MS35338-84	96906		A1H3
MS27977-3B	96906		A1A4MP42	MS35338-135	96906		A1A34H1
MS27977-3B	96906		A1A4MP43	MS35448-2	96906		A1A6MP1
MS27977-3B	96906		A1A4MP44	MS35448-2	96906		A1A6MP2
MS27977-3B	96906		A1A33MP35	MS35690-610	96906		A1H2
MS27977-3B	96906		A1A33MP36	MS51925-4	96906		A1A4H1
MS27977-3B	96906		A1A33MP37	MS51925-4	96906		A1A9MP15
MS27977-3B	96906		A1A33MP38	MS51925-4	96906		A1A9MP16
MS27977-3B	96906		A1A33MP39	MS51925-4	96906		A1A33MP115

SECTION VI. INDEX-REFERENCE NUMBER CROSS REFERENCE

TO FIGURE NUMBER AND REFERENCE DESIGNATION OR ITEM NUMBER

REFERENCE NO	MFGRS CODE	FIG NO	REF DESIGNATION OR ITEM NO	REFERENCE NO	MFGRS CODE	FIG NO	REF DESIGNATION OR ITEM NO
MS51925-4	96906		A1A33MP116	MS90722-2	96906		A1A33MP165
MS51925-4	96906		A1A33MP117	MS90722-2	96906		A1A33MP166
MS51925-4	96906		A1A33MP118	MS90722-2	96906		A1A33MP167
MS51925-4	96906		A1A33MP119	MS90722-2	96906		A1A33MP168
MS51925-4	96906		A1A33MP120	MS90722-2	96906		A1A33MP169
MS51925-4	96906		A1A33MP121	MS90722-2	96906		A1A33MP170
MS51925-4	96906		A1A33MP122	MS90722-2	96906		A1A33MP171
MS51925-4	96906		A1A33MP123	MS90722-2	96906		A1A33MP172
MS51929-2	96906		A1A33MP12	MS90722-2	96906		A1A33MP173
MS51929-2	96906		A1A33MP13	MS90722-2	96906		A1A33MP174
MS51929-2	96906		A1A33MP14	MS90722-2	96906		A1A33MP175
MS51929-2	96906		A1A33MP15	MS90722-2	96906		A1A33MP176
MS51929-2	96906		A1A33MP16	MS90722-2	96906		A1A33MP177
MS51929-2	96906		A1A33MP17	MS90722-2	96906		A1A33MP178
MS51929-2	96906		A1A33MP18	MS90722-2	96906		A1A33MP179
MS51929-2	96906		A1A33MP19	MS90722-2	96906		A1A33MP180
MS51929-2	96906		A1A33MP20	MS90722-2	96906		A1A33MP181
MS51929-2	96906		A1A33MP21	MS90722-2	96906		A1A33MP182
MS51929-2	96906		A1A33MP22	MS90722-2	96906		A1A33MP183
MS51929-2	96906		A1A33MP23	MS90722-2	96906		A1A33MP184
MS51929-2	96906		A1A33MP24	MS90722-2	96906		A1A33MP185
MS51929-2	96906		A1A33MP25	MS90722-2	96906		A1A33MP186
MS51929-2	96906		A1A33MP26	MS90722-2	96906		A1A33MP187
MS51929-2	96906		A1A33MP27	MS90722-2	96906		A1A33MP188
MS51929-2	96906		A1A33MP28	MS90722-2	96906		A1A33MP189
MS51929-2	96906		A1A33MP29	MS90722-2	96906		A1A33MP190
MS51929-2	96906		A1A33MP30	MS90722-2	96906		A1A33MP191
MS51929-2	96906		A1A33MP31	MS90722-2	96906		A1A33MP192
MS51929-2	96906		A1A33MP32	MS90722-2	96906		A1A33MP193
MS51929-2	96906		A1A33MP33	MS90722-2	96906		A1A33MP194
MS51944-10	96906		A1A9MP1	MS90722-2	96906		A1A33MP195
MS51944-10	96906		A1A9MP2	MS90722-2	96906		A1A33MP196
MS51944-10	96906		A1A9MP3	MS90722-2	96906		A1A33MP197
MS51944-10	96906		A1A9MP4	MS90722-2	96906		A1A33MP198
MS51944-10	96906		A1A9MP5	MS90722-2	96906		A1A33MP199
MS51944-10	96906		A1A9MP6	MS90722-2	96906		A1A33MP200
MS51977-10	96906		A1A9MP7	MS90722-2	96906		A1A33MP201
MS90722-2	96906		A1A33MP150	MS90722-2	96906		A1A33MP202
MS90722-2	96906		A1A33MP151	MS90722-2	96906		A1A33MP203
MS90722-2	96906		A1A33MP152	MS90722-2	96906		A1A33MP204
MS90722-2	96906		A1A33MP153	MS90722-2	96906		A1A33MP205
MS90722-2	96906		A1A33MP154	MS90722-2	96906		A1A33MP206
MS90722-2	96906		A1A33MP155	MS90722-2	96906		A1A33MP207
MS90722-2	96906		A1A33MP156	MS90722-2	96906		A1A33MP208
MS90722-2	96906		A1A33MP157	MS90722-2	96906		A1A33MP209
MS90722-2	96906		A1A33MP158	MS90722-2	96906		A1A33MP210
MS90722-2	96906		A1A33MP159	MS90722-2	96906		A1A33MP211
MS90722-2	96906		A1A33MP160	MS90722-2	96906		A1A33MP212
MS90722-2	96906		A1A33MP161	MS90722-2	96906		A1A33MP213
MS90722-2	96906		A1A33MP162	MS90722-2	96906		A1A33MP214
MS90722-2	96906		A1A33MP163	MS90722-2	96906		A1A33MP215
MS90722-2	96906		A1A33MP164	MS90722-2	96906		A1A33MP216

SECTION VI. INDEX-REFERENCE NUMBER CROSS REFERENCE

TO FIGURE NUMBER AND REFERENCE DESIGNATION OR ITEM NUMBER

REFERENCE NO	MFGRS CODE	FIG NO	REF DESIGNATION OR ITEM NO	REFERENCE NO	MFGRS CODE	FIG NO	REF DESIGNATION OR ITEM NO
MS90722-2	96906		A1A33MP217	SMB2000568	80063		A1A8MP46
MS90722-2	96906		A1A33MP218	SMC2000504	80063		A1MP6
MS90722-2	96906		A1A33MP219	SMC2000530	80063		A1A7A1
MS90722-2	96906		A1A33MP220	SMC2000537GR1	80063		A1A10
MS90722-2	96906		A1A33MP221	SMC2000537GR2	80063		A1A11
MS90722-2	96906		A1A33MP222	SMC2000544	80063		A1A3MP1
MS90722-2	96906		A1A33MP223	SMC2000552-1	80063		A1A23MP4
MS90722-2	96906		A1A33MP224	SMC2000552-1	80063		A1A24MP4
MS90722-2	96906		A1A33MP225	SMC2000552-1	80063		A1A25MP4
MS90722-2	96906		A1A33MP226	SMC2000555-1	80063		A1A14MP2
MWC8-127JO	81349		A1A6W1	SMC2000555-2	80063		A1A16MP2
NAS1281A16	88044		A1A8MP34	SMC2000555-3	80063		A1A15MP2
NAS1281A16	88044		A1A8MP35	SMC2000555-4	80063		A1A17MP2
SMB2000507	80063		A1A3MP2	SMC2000555-5	80063		A1A18MP1
SMB2000523	80063		A1A7MP6	SMC2000555-6	80063		A1A19MP1
SMB2000526	80063		A1A7MP5	SMC2000555-8	80063		A1A5MP1
SMB2000527	80063		A1A7MP1	SMC2000555-9	80063		A1A14MP1
SMB2000528-1	80063		A1A8H1	SMC2000555-9	80063		A1A15MP1
SMB2000528-2	80063		A1A20H2	SMC2000555-9	80063		A1A16MP1
SMB2000528-2	80063		A1A21H2	SMC2000555-9	80063		A1A17MP1
SMB2000528-2	80063		A1A225H2	SMC2000555-9	80063		A1A18MP2
SMB2000529	80063		A1MP2	SMC2000555-9	80063		A1A19MP2
SMB2000529	80063		A1MP3	SMC2000557GR1	80063		A1A5A1
SMB2000545	80063		A1A3MP4	SMC2000557GR2	80063		A1A5A2
SMB2000556-1	80063		A1A33MP1	SMC2000560	80063		A1A9MP9
SMB2000556-1	80063		A1A33MP2	SMC2000560	80063		A1A9MP10
SMB2000556-1	80063		A1A33MP3	SMC2000560	80063		A1A9MP11
SMB2000556-1	80063		A1A33MP4	SMC2000560	80063		A1A9MP12
SMB2000556-2	80063		A1A33MP5	SMC2000560	80063		A1A9MP13
SMB2000556-2	80063		A1A33MP6	SMC2000560	80063		A1A9MP14
SMB2000556-2	80063		A1A33MP7	SMC2000560	80063		A1A12MP1
SMB2000556-2	80063		A1A33MP8	SMC2000560	80063		A1A12MP2
SMB2000556-2	80063		A1A33MP9	SMC2000563	80063		A1A34A1MP1
SMB2000556-2	80063		A1A33MP10	SMD2000535	80063		A1A13
SMB2000556-3	80063		A1A33MP11	SMD2000546-1	80063		A1A9MP18
SMB2000559	80063		A1A23MP1	SMD2000547	80063	5	A1A20MP1 (4)
SMB2000559	80063		A1A23MP2	SMD2000547	80063		A1A21MP1
SMB2000559	80063		A1A24MP1	SMD2000547	80063		A1A22MP1
SMB2000559	80063		A1A24MP2	SME2000503-1	80063		A1A33MP34
SMB2000559	80063		A1A25MP1	SME2000503-2	80063		A1A33MP92
SMB2000559	80063		A1A25MP2	SME2000503-2	80063		A1A33MP93
SMB2000559	80063		A1A34A2MP1	SME2000503-3	80063		A1A33MP94
SMB2000568	80063		A1A8MP36	SME2000503-4	80063		A1A33MP95
SMB2000568	80063		A1A8MP37	SME2000503-4	80063		A1A33MP96
SMB2000568	80063		A1A8MP38	SME2000503-4	80063		A1A33MP97
SMB2000568	80063		A1A8MP39	SME2000503-4	80063		A1A33MP98
SMB2000568	80063		A1A8MP40	SME2000503-4	80063		A1A33MP99
SMB2000568	80063		A1A8MP41	SME2000503-4	80063		A1A33MP100
SMB2000568	80063		A1A8MP42	SME2000503-4	80063		A1A33MP101
SMB2000568	80063		A1A8MP43	SME2000503-4	80063		A1A33MP102
SMB2000568	80063		A1A8MP44	SME2000503-4	80063		A1A33MP103
SMB2000568	80063		A1A8MP45	SME2000503-4	80063		A1A33MP104

SECTION VI. INDEX-REFERENCE NUMBER CROSS REFERENCE

TO FIGURE NUMBER AND REFERENCE DESIGNATION OR ITEM NUMBER

REFERENCE NO	MFGRS CODE	FIG NO	REF DESIGNATION OR ITEM NO	REFERENCE NO	MFGRS CODE	FIG NO	REF DESIGNATION OR ITEM NO
SME2000503-5	80063		A1A33MP105	231-38	26752		A1A8MP31
SME2000503-5	80063		A1A33MP106	231-38	26752		A1A8MP32
SME2000503-6	80063		A1A33MP107	231-38	26752		A1A8MP33
SME2000503-6	80063		A1A33MP108	231-38	26752		A1A27MP1
SME2000503-6	80063		A1A33MP109	231-38	26752		A1A27MP2
SME2000503-6	80063		A1A33MP110	231-38	26752		A1A28MP1
SME2000503-6	80063		A1A33MP111	231-38	26752		A1A28MP2
SME2000503-6	80063		A1A33MP112	231-38	26752		A1A29MP1
SME2000503-7	80063		A1A33MP113	231-38	26752		A1A29MP2
SME2000503-8	80063		A1A33MP114	231-38	26752		A1A30MP1
SME2000503-9	80063		A1A33MP146	231-38	26752		A1A30MP2
SME2000503-9	80063		A1A33MP147	231-38	26752		A1A31MP1
SME2000503-9	80063		A1A33MP148	231-38	26752		A1A31MP2
SME2000503-9	80063		A1A33MP149	231-38	26752		A1A32MP1
SME2000503-10	80063		1A33MP88	231-38	26752		A1A32MP2
SME2000503-11	80063		A1A33MP89	231-39	26752		A1A8MP16
SME2000503-12	80063		A1A33MP90	231-39	26752		A1A8MP17
SME2000503-13	80063		A1A33MP91	231-74	26752		A1A33MP41
SP3089	96603		A1A23MP3	231-74	26752		A1A33MP42
SP3089	96603		A1A24MP3	231-74	26752		A1A33MP43
SP3089	96603		A1A25MP3	231-74	26752		A1A33MP44
TGP	03743		A1MP7	231-74	26752		A1A33MP45
TGP	03743		A1A7H1	231-74	26752		A1A33MP46
TGR	03743		A1A6P1	231-74	26752		A1A33MP47
TGR	03743		A1A6P2	231-74	26752		A1A33MP48
119-18A	71286		A1A14MP3	231-74	26752		A1A33MP49
119-18A	71286		A1A18MP3	231-74	26752		A1A33MP50
119-18A	71286		A1A19MP3	231-74	26752		A1A33MP51
231-105	26742		A1A4MP45	231-74	26752		A1A33MP52
231-105	26752		A1A4MP46	231-74	26752		A1A33MP53
231-105	26752		A1A4MP47	231-74	26752		A1A33MP54
231-105	26752		A1A4MP48	231-74	26752		A1A33MP55
231-105	26752		A1A4MP49	231-74	26752		A1A33MP56
231-105	26752		A1A4MP50	231-74	26752		A1A33MP57
231-105	26752		A1A4MP51	231-74	26752		A1A33MP58
231-105	26752		A1A4MP52	231-74	26752		A1A33MP59
231-112	26752		A1A7MP2	231-74	26752		A1A33MP60
231-113	26752		A1A7MP3	231-74	26752		A1A33MP61
231-113	26752		A1A7MP4	231-74	26752		A1A33MP62
231-38	26752		A1A8MP18	231-74	26752		A1A33MP63
231-38	26752		A1A8MP19	231-74	26752		A1A33MP64
231-38	26752		A1A8MP20	231-74	26752		A1A33MP65
231-38	26752		A1A8MP21	231-74	26752		A1A33MP66
231-38	26752		A1A8MP22	231-74	26752		A1A33MP67
231-38	26752		A1A8MP23	231-74	26752		A1A33MP68
231-38	26752		A1A8MP24	231-74	26752		A1A33MP69
231-38	26752		A1A8MP25	231-74	26752		A1A33MP70
231-38	26752		A1A8MP26	231-74	26752		A1A33MP71
231-38	26752		A1A8MP27	231-74	26752		A1A33MP72
231-38	26752		A1A8MP28	231-74	26752		A1A33MP73
231-38	26752		A1A8MP29	231-75	26752		A1A33MP75
231-38	26752		A1A8MP30	231-75	26752		A1A33MP76

SECTION VI. INDEX-REFERENCE NUMBER CROSS REFERENCE
 TO FIGURE NUMBER AND REFERENCE DESIGNATION OR ITEM NUMBER

REFERENCE NO	MFGRS CODE	FIG NO	REF DESIGNATION OR ITEM NO	REFERENCE NO	MFGRS CODE	FIG NO	REF DESIGNATION OR ITEM NO
231-76	26752		A1A33MP77				
231-76	26752		A1A33MP78				
231-76	26752		A1A33MP79				
231-76	26752		A1A33MP80				
231-76	26752		A1A33MP81				
231-76	26752		A1A33MP82				
231-76	26752		A1A33MP83				
231-76	26752		A1A33MP84				
231-76	26752		A1A33MP85				
231-76	26752		A1A33MP86				
231-76	26752		A1A33MP87				
68NC4-82	72962		A1A13H1				
7070	14557		A1A4MP1				
7070	14557		A1A4MP2				

SECTION VII. INDEX-REFERENCE DESIGNATION
CROSS REFERENCE TO PAGE NUMBER

REFERENCE DESIGNATION	PAGE NUMBER	REFERENCE DESIGNATION	PAGE NUMBER	REFERENCE DESIGNATION	PAGE NUMBER
AL1	3-1,4-1	ALA4MP30	3-3,4-4	ALA4MP82	3-5,4-7
ALH2	3-20,4-29	ALA4MP31	3-3,4-4	ALA4MP83	3-5,4-7
ALH3	3-20,4-29	ALA4MP32	3-3,4-4	ALA4MP84	3-5,4-7
ALH4	3-20,4-29	ALA4MP33	3-3,4-4	ALA4MP85	3-5,4-7
ALMP1	3-20,4-29	ALA4MP34	3-3,4-4	ALA4MP86	3-5,4-7
ALMP2	3-20,4-29	ALA4MP35	3-3,4-5	ALA4MP87	3-5,4-7
ALMP3	3-20,4-29	ALA4MP36	3-4,4-5	ALA4MP88	3-5,4-7
ALMP4	3-20,4-29	ALA4MP37	3-4,4-5	ALA4MP89	3-5,4-7
ALMP5	3-20,4-29	ALA4MP38	3-4,4-5	ALA4MP90	3-5,4-7
ALMP6	3-20,4-29	ALA4MP39	3-4,4-5	ALA4MP91	3-5,4-7
ALMP7	3-20,4-29	ALA4MP40	3-4,4-5	ALA4MP92	3-5,4-7
ALMP8	3-20,4-29	ALA4MP41	3-4,4-5	ALA4MP93	3-5,4-7
ALMP9	3-20,4-29	ALA4MP42	3-4,4-5	ALA4MP94	3-5,4-7
ALA1	3-1,4-1	ALA4MP43	3-4,4-5	ALA4MP95	3-5,4-7
ALA2	3-1,4-1	ALA4MP44	3-4,4-5	ALA4MP96	3-5,4-7
ALA3	3-1,4-1	ALA4MP45	3-4,4-6	ALA4MP97	3-5,4-7
ALA3H1	3-1,4-1	ALA4MP46	3-4,4-6	ALA5	3-6,4-7
ALA3MP1	3-1,4-1	ALA4MP47	3-4,4-6	ALA5H1	3-6,4-8
ALA3MP2	3-1,4-1	ALA4MP48	3-4,4-6	ALA5H8	3-6,4-8
ALA3MP3	3-1,4-1	ALA4MP49	3-4,4-6	ALA5MP1	3-6,4-8
ALA3MP4	3-1,4-1	ALA4MP50	3-4,4-6	ALA5A1	3-6,4-8
ALA4	3-1,4-1	ALA4MP51	3-4,4-6	ALA5A2	3-6,4-8
ALA4H1	3-1,4-1	ALA4MP52	3-4,4-6	ALA6	3-6,4-8
ALA4MP1	3-1,4-1	ALA4MP53	3-4,4-6	ALA6MP1	3-6,4-8
ALA4MP2	3-1,4-1	ALA4MP54	3-4,4-6	ALA6MP2	3-6,4-8
ALA4MP3	3-1,4-1	ALA4MP55	3-4,4-6	ALA6P1	3-6,4-8
ALA4MP4	3-1,4-1	ALA4MP56	3-4,4-6	ALA6P2	3-6,4-8
ALA4MP5	3-1,4-1	ALA4MP57	3-4,4-6	ALA6W1	3-6,4-8
ALA4MP6	3-1,4-1	ALA4MP58	3-5,4-6	ALA7	3-6,4-8
ALA4MP7	3-1,4-2	ALA4MP59	3-5,4-6	ALA7H1	3-6,4-8
ALA4MP8	3-1,4-2	ALA4MP60	3-5,4-6	ALA7MP1	3-6,4-8
ALA4MP9	3-1,4-2	ALA4MP61	3-5,4-6	ALA7MP2	3-6,4-8
ALA4MP10	3-2,4-2	ALA4MP62	3-5,4-6	ALA7MP3	3-6,4-8
ALA4MP11	3-2,4-2	ALA4MP63	3-5,4-6	ALA7MP4	3-6,4-8
ALA4MP12	3-2,4-2	ALA4MP64	3-5,4-6	ALA7MP5	3-6,4-8
ALA4MP13	3-2,4-2	ALA4MP65	3-5,4-6	ALA7MP6	3-6,4-8
ALA4MP14	3-2,4-2	ALA4MP66	3-5,4-6	ALA7A1	3-6,4-8
ALA4MP15	3-2,4-2	ALA4MP67	3-5,4-6	ALA8	3-6,4-8
ALA4MP16	3-2,4-2	ALA4MP68	3-5,4-6	ALA8H1	3-6,4-9
ALA4MP17	3-2,4-3	ALA4MP69	3-5,4-6	ALA8MP1	3-6,4-8
ALA4MP18	3-2,4-3	ALA4MP70	3-5,4-6	ALA8MP2	3-6,4-9
ALA4MP19	3-2,4-3	ALA4MP71	3-5,4-6	ALA8MP3	3-6,4-9
ALA4MP20	3-2,4-3	ALA4MP72	3-5,4-7	ALA8MP4	3-7,4-9
ALA4MP21	3-2,4-3	ALA4MP73	3-5,4-7	ALA8MP5	3-7,4-9
ALA4MP22	3-2,4-3	ALA4MP74	3-5,4-7	ALA8MP6	3-7,4-9
ALA4MP23	3-3,4-3	ALA4MP75	3-5,4-7	ALA8MP7	3-7,4-9
ALA4MP24	3-3,4-3	ALA4MP76	3-5,4-7	ALA8MP8	3-7,4-9
ALA4MP25	3-3,4-3	ALA4MP77	3-5,4-7	ALA8MP9	3-7,4-10
ALA4MP26	3-3,4-4	ALA4MP78	3-5,4-7	ALA8MP10	3-7,4-10
ALA4MP27	3-3,4-4	ALA4MP79	3-5,4-7	ALA8MP11	3-7,4-10
ALA4MP28	3-3,4-4	ALA4MP80	3-5,4-7	ALA8MP12	3-7,4-10
ALA4MP29	3-3,4-4	ALA4MP81	3-5,4-7	ALA8MP13	3-7,4-10

SECTION VII. INDEX-REFERENCE DESIGNATION
CROSS REFERENCE TO PAGE NUMBER

REFERENCE DESIGNATION	PAGE NUMBER	REFERENCE DESIGNATION	PAGE NUMBER	REFERENCE DESIGNATION	PAGE NUMBER
ALA8MP14	3-8,4-10	ALA9MP3	3-9,4-12	ALA13H2	3-10,4-15
ALA8MP15	3-8,4-10	ALA9MP4	3-9,4-12	ALA13A1	3-10,4-15
ALA8MP16	3-8,4-11	ALA9MP5	3-9,4-12	ALA13A1H1	3-10,4-15
ALA8MP17	3-8,4-11	ALA9MP6	3-9,4-12	ALA13A1MP1	3-10,4-15
ALA8MP18	3-8,4-11	ALA9MP7	3-9,4-13	ALA13A1MP2	3-10,4-15
ALA8MP19	3-8,4-11	ALA9MP8	3-9,4-13	ALA13A2	3-11,4-15
ALA8MP20	3-8,4-11	ALA9MP9	3-9,4-13	ALA14	3-11,4-15
ALA8MP21	3-8,4-11	ALA9MP10	3-9,4-13	ALA14H1	3-11,4-15
ALA8MP22	3-8,4-11	ALA9MP11	3-9,4-13	ALA14H2	3-11,4-15
ALA8MP23	3-8,4-11	ALA9MP12	3-9,4-13	ALA14MP1	3-11,4-15
ALA8MP24	3-8,4-11	ALA9MP13	3-9,4-13	ALA14MP2	3-11,4-15
ALA8MP25	3-8,4-11	ALA9MP14	3-9,4-13	ALA14MP3	3-11,4-15
ALA8MP26	3-8,4-11	ALA9MP15	3-9,4-13	ALA15	3-11,4-15
ALA8MP27	3-8,4-11	ALA9MP16	3-9,4-13	ALA15H1	3-11,4-15
ALA8MP28	3-8,4-11	ALA9MP17	3-9,4-13	ALA15H2	3-11,4-15
ALA8MP29	3-8,4-11	ALA9MP18	3-9,4-13	ALA15MP1	3-11,4-15
ALA8MP30	3-8,4-11	ALA9MP19	3-9,4-13	ALA15MP2	3-11,4-15
ALA8MP31	3-8,4-11	ALA9MP20	3-9,4-13	ALA16	3-11,4-15
ALA8MP32	3-8,4-11	ALA9MP21	3-9,4-13	ALA16H1	3-11,4-15
ALA8MP33	3-8,4-11	ALA9MP22	3-9,4-13	ALA16H2	3-11,4-15
ALA8MP34	3-8,4-11	ALA10	3-9,4-13	ALA16MP1	3-11,4-15
ALA8MP35	3-8,4-11	ALA10H1	3-9,4-13	ALA16MP2	3-11,4-15
ALA8MP36	3-8,4-11	ALA10H2	3-9,4-13	ALA17	3-11,4-15
ALA8MP37	3-8,4-11	ALA10MP1	3-10,4-14	ALA17H1	3-11,4-16
ALA8MP38	3-8,4-11	ALA10MP2	3-10,4-14	ALA17H2	3-11,4-16
ALA8MP39	3-8,4-11	ALA10A1	3-9,4-13	ALA17MP1	3-11,4-16
ALA8MP40	3-8,4-11	ALA10A1H1	3-9,4-13	ALA17MP2	3-11,4-16
ALA8MP41	3-8,4-12	ALA10A1MP1	3-9,4-13	ALA18	3-11,4-16
ALA8MP42	3-8,4-12	ALA10A1MP2	3-10,4-13	ALA18H1	3-11,4-16
ALA8MP43	3-8,4-12	ALA10A2	3-10,4-13	ALA18H2	3-11,4-16
ALA8MP44	3-8,4-12	ALA10A2H1	3-10,4-13	ALA18MP1	3-11,4-16
ALA8MP45	3-8,4-12	ALA10A2MP1	3-10,4-13	ALA18MP2	3-11,4-16
ALA8MP46	3-8,4-12	ALA10A2MP2	3-10,4-14	ALA18MP3	3-11,4-16
ALA8MP47	3-8,4-12	ALA11	3-10,4-14	ALA19	3-11,4-16
ALA8MP48	3-9,4-12	ALA11H1	3-10,4-14	ALA19H1	3-11,4-16
ALA8MP49	3-9,4-12	ALA11H2	3-10,4-14	ALA19H2	3-11,4-16
ALA8MP50	3-9,4-12	ALA11MP1	3-10,4-14	ALA19MP1	3-11,4-16
ALA8MP51	3-9,4-12	ALA11MP2	3-10,4-14	ALA19MP2	3-11,4-16
ALA8MP52	3-9,4-12	ALA11A1	3-10,4-14	ALA19MP3	3-11,4-16
ALA8MP53	3-9,4-12	ALA11A1H1	3-10,4-14	ALA20	3-11,4-16
ALA8MP54	3-9,4-12	ALA11A1MP1	3-10,4-14	ALA20H1	3-12,4-16
ALA8MP55	3-9,4-12	ALA11A1MP2	3-10,4-14	ALA20H2	3-12,4-16
ALA8MP56	3-9,4-12	ALA11A2	3-10,4-14	ALA20MP1	3-11,4-16
ALA8MP57	3-9,4-12	ALA11A2H1	3-10,4-14	ALA20A1	3-12,4-16
ALA8MP58	3-9,4-12	ALA11A2MP1	3-10,4-14	ALA21	3-12,4-16
ALA8MP59	3-9,4-12	ALA11A2MP2	3-10,4-14	ALA21H1	3-12,4-16
ALA8MP60	3-9,4-12	ALA12	3-10,4-14	ALA21H2	3-12,4-16
ALA8MP61	3-9,4-12	ALA12MP1	3-10,4-14	ALA21MP1	3-12,4-16
ALA9	3-9,4-12	ALA12MP2	3-10,4-14	ALA21A1	3-12,4-16
ALA9MP1	3-9,4-12	ALA13	3-10,4-14	ALA22	3-12,4-17
ALA9MP2	3-9,4-12	ALA13H1	3-10,4-15	ALA22H1	3-12,4-17

SECTION VII. INDEX-REFERENCE DESIGNATION
CROSS REFERENCE TO PAGE NUMBER

REFERENCE DESIGNATION	PAGE NUMBER	REFERENCE DESIGNATION	PAGE NUMBER	REFERENCE DESIGNATION	PAGE NUMBER
ALA22H2	3-12, 4-17	ALA33MP15	3-13, 4-19	ALA33MP67	3-15, 4-21
ALA22MP1	3-12, 4-17	ALA33MP16	3-13, 4-19	ALA33MP68	3-15, 4-21
ALA22A1	3-12, 4-17	ALA33MP17	3-13, 4-19	ALA33MP69	3-15, 4-21
ALA23	3-12, 4-17	ALA33MP18	3-13, 4-19	ALA33MP70	3-15, 4-21
ALA23MP1	3-12, 4-17	ALA33MP19	3-13, 4-19	ALA33MP71	3-15, 4-21
ALA23MP2	3-12, 4-17	ALA33MP20	3-13, 4-19	ALA33MP72	3-15, 4-21
ALA23MP3	3-12, 4-17	ALA33MP21	3-13, 4-19	ALA33MP73	3-15, 4-21
ALA23MP4	3-12, 4-17	ALA33MP22	3-13, 4-19	ALA33MP74	3-15, 4-21
ALA24	3-12, 4-17	ALA33MP23	3-13, 4-19	ALA33MP75	3-15, 4-21
ALA24MP1	3-12, 4-17	ALA33MP24	3-13, 4-19	ALA33MP76	3-15, 4-21
ALA24MP2	3-12, 4-17	ALA33MP25	3-13, 4-19	ALA33MP77	3-15, 4-21
ALA24MP3	3-12, 4-17	ALA33MP26	3-13, 4-19	ALA33MP78	3-15, 4-21
ALA24MP4	3-12, 4-17	ALA33MP27	3-13, 4-19	ALA33MP79	3-15, 4-21
ALA25	3-12, 4-17	ALA33MP28	3-13, 4-19	ALA33MP80	3-15, 4-21
ALA25MP1	3-12, 4-17	ALA33MP29	3-13, 4-19	ALA33MP81	3-15, 4-21
ALA25MP2	3-12, 4-17	ALA33MP30	3-13, 4-19	ALA33MP82	3-15, 4-21
ALA25MP3	3-12, 4-17	ALA33MP31	3-13, 4-19	ALA33MP83	3-15, 4-21
ALA25MP4	3-12, 4-17	ALA33MP32	3-13, 4-19	ALA33MP84	3-15, 4-21
ALA27	3-12, 4-17	ALA33MP33	3-14, 4-19	ALA33MP85	3-15, 4-21
ALA27MP1	3-12, 4-17	ALA33MP34	3-14, 4-19	ALA33MP86	3-15, 4-21
ALA27MP2	3-12, 4-17	ALA33MP35	3-14, 4-19	ALA33MP87	3-15, 4-22
ALA28	3-12, 4-17	ALA33MP36	3-14, 4-19	ALA33MP88	3-15, 4-22
ALA28MP1	3-12, 4-17	ALA33MP37	3-14, 4-19	ALA33MP89	3-15, 4-22
ALA28MP2	3-12, 4-18	ALA33MP38	3-14, 4-20	ALA33MP90	3-15, 4-22
ALA29	3-12, 4-18	ALA33MP39	3-14, 4-20	ALA33MP91	3-15, 4-22
ALA29MP1	3-12, 4-18	ALA33MP40	3-14, 4-20	ALA33MP92	3-15, 4-22
ALA29MP2	3-12, 4-18	ALA33MP41	3-14, 4-20	ALA33MP93	3-15, 4-22
ALA30	3-12, 4-18	ALA33MP42	3-14, 4-20	ALA33MP94	3-15, 4-22
ALA30MP1	3-13, 4-18	ALA33MP43	3-14, 4-20	ALA33MP95	3-15, 4-22
ALA30MP2	3-13, 4-18	ALA33MP44	3-14, 4-20	ALA33MP96	3-15, 4-22
ALA31	3-13, 4-18	ALA33MP45	3-14, 4-20	ALA33MP97	3-15, 4-22
ALA31MP1	3-13, 4-18	ALA33MP46	3-14, 4-20	ALA33MP98	3-15, 4-22
ALA31MP2	3-13, 4-18	ALA33MP47	3-14, 4-20	ALA33MP99	3-15, 4-22
ALA32	3-13, 4-18	ALA33MP48	3-14, 4-20	ALA33MP100	3-15, 4-22
ALA32MP1	3-13, 4-18	ALA33MP49	3-14, 4-20	ALA33MP101	3-15, 4-22
ALA32MP2	3-13, 4-18	ALA33MP50	3-14, 4-20	ALA33MP102	3-15, 4-22
ALA33	3-13, 4-18	ALA33MP51	3-14, 4-20	ALA33MP103	3-15, 4-22
ALA33H1	3-14, 4-19	ALA33MP52	3-14, 4-20	ALA33MP104	3-16, 4-22
ALA33MP1	3-13, 4-18	ALA33MP53	3-14, 4-20	ALA33MP105	3-16, 4-22
ALA33MP2	3-13, 4-18	ALA33MP54	3-14, 4-20	ALA33MP106	3-16, 4-22
ALA33MP3	3-13, 4-18	ALA33MP55	3-14, 4-20	ALA33MP107	3-16, 4-22
ALA33MP4	3-13, 4-18	ALA33MP56	3-14, 4-20	ALA33MP108	3-16, 4-22
ALA33MP5	3-13, 4-18	ALA33MP57	3-14, 4-20	ALA33MP109	3-16, 4-22
ALA33MP6	3-13, 4-18	ALA33MP58	3-14, 4-20	ALA33MP110	3-16, 4-22
ALA33MP7	3-13, 4-18	ALA33MP59	3-14, 4-21	ALA33MP111	3-16, 4-22
ALA33MP8	3-13, 4-18	ALA33MP60	3-14, 4-21	ALA33MP112	3-16, 4-22
ALA33MP9	3-13, 4-18	ALA33MP61	3-14, 4-21	ALA33MP113	3-16, 4-22
ALA33MP10	3-13, 4-18	ALA33MP62	3-14, 4-21	ALA33MP114	3-16, 4-22
ALA33MP11	3-13, 4-18	ALA33MP63	3-15, 4-21	ALA33MP115	3-16, 4-23
ALA33MP12	3-13, 4-18	ALA33MP64	3-15, 4-21	ALA33MP116	3-16, 4-23
ALA33MP13	3-13, 4-18	ALA33MP65	3-15, 4-21	ALA33MP117	3-16, 4-23
ALA33MP14	3-13, 4-18	ALA33MP66	3-15, 4-21	ALA33MP118	3-16, 4-23

**SECTION VII. INDEX-REFERENCE DESIGNATION
CROSS REFERENCE TO PAGE NUMBER**

REFERENCE DESIGNATION	PAGE NUMBER	REFERENCE DESIGNATION	PAGE NUMBER	REFERENCE DESIGNATION	PAGE NUMBER
ALA33MP119	3-16,4-23	ALA33MP171	3-18,4-26	ALA33MP223	3-20,4-28
ALA33MP120	3-16,4-23	ALA33MP172	3-18,4-26	ALA33MP224	3-20,4-28
ALA33MP121	3-16,4-23	ALA33MP173	3-18,4-26	ALA33MP225	3-20,4-28
ALA33MP122	3-16,4-23	ALA33MP174	3-18,4-26	ALA33MP226	3-20,4-28
ALA33MP123	3-16,4-23	ALA33MP175	3-18,4-26	ALA34	3-20,4-28
ALA33MP124	3-16,4-23	ALA33MP176	3-18,4-26	ALA34HL	3-20,4-28
ALA33MP125	3-16,4-23	ALA33MP177	3-18,4-26	ALA34MP1	3-20,4-28
ALA33MP126	3-16,4-23	ALA33MP178	3-18,4-26	ALA34A1	3-20,4-28
ALA33MP127	3-16,4-23	ALA33MP179	3-19,4-27	ALA34A1MP1	3-20,4-28
ALA33MP128	3-16,4-23	ALA33MP180	3-19,4-27	ALA34A2	3-20,4-29
ALA33MP129	3-16,4-24	ALA33MP181	3-19,4-27	ALA34A2MP1	3-20,4-29
ALA33MP130	3-17,4-24	ALA33MP182	3-19,4-27	ALA34A2MP2	3-20,4-29
ALA33MP131	3-17,4-24	ALA33MP183	3-19,4-27		
ALA33MP132	3-17,4-24	ALA33MP184	3-19,4-27		
ALA33MP133	3-17,4-24	ALA33MP185	3-19,4-27		
ALA33MP134	3-17,4-24	ALA33MP186	3-19,4-27		
ALA33MP135	3-17,4-24	ALA33MP187	3-19,4-27		
ALA33MP136	3-17,4-25	ALA33MP188	3-19,4-27		
ALA33MP137	3-17,4-25	ALA33MP189	3-19,4-27		
ALA33MP138	3-17,4-25	ALA33MP190	3-19,4-27		
ALA33MP139	3-17,4-25	ALA33MP191	3-19,4-27		
ALA33MP140	3-18,4-25	ALA33MP192	3-19,4-27		
ALA33MP141	3-18,4-25	ALA33MP193	3-19,4-27		
ALA33MP142	3-18,4-25	ALA33MP194	3-19,4-27		
ALA33MP143	3-18,4-25	ALA33MP195	3-19,4-27		
ALA33MP144	3-18,4-25	ALA33MP196	3-19,4-27		
ALA33MP145	3-18,4-25	ALA33MP197	3-19,4-27		
ALA33MP146	3-18,4-25	ALA33MP198	3-19,4-27		
ALA33MP147	3-18,4-25	ALA33MP199	3-19,4-27		
ALA33MP148	3-18,4-25	ALA33MP200	3-19,4-27		
ALA33MP149	3-18,4-25	ALA33MP201	3-19,4-27		
ALA33MP150	3-18,4-25	ALA33MP202	3-19,4-27		
ALA33MP151	3-18,4-26	ALA33MP203	3-19,4-27		
ALA33MP152	3-18,4-26	ALA33MP204	3-19,4-27		
ALA33MP153	3-18,4-26	ALA33MP205	3-19,4-27		
ALA33MP154	3-18,4-26	ALA33MP206	3-19,4-27		
ALA33MP155	3-18,4-26	ALA33MP207	3-19,4-28		
ALA33MP156	3-18,4-26	ALA33MP208	3-19,4-28		
ALA33MP157	3-18,4-26	ALA33MP209	3-19,4-28		
ALA33MP158	3-18,4-26	ALA33MP210	3-19,4-28		
ALA33MP159	3-18,4-26	ALA33MP211	3-19,4-28		
ALA33MP160	3-18,4-26	ALA33MP212	3-19,4-28		
ALA33MP161	3-18,4-26	ALA33MP213	3-19,4-28		
ALA33MP162	3-18,4-26	ALA33MP214	3-19,4-28		
ALA33MP163	3-18,4-26	ALA33MP215	3-19,4-28		
ALA33MP164	3-18,4-26	ALA33MP216	3-19,4-28		
ALA33MP165	3-18,4-26	ALA33MP217	3-19,4-28		
ALA33MP166	3-18,4-26	ALA33MP218	3-19,4-28		
ALA33MP167	3-18,4-26	ALA33MP219	3-19,4-28		
ALA33MP168	3-18,4-26	ALA33MP220	3-19,4-28		
ALA33MP169	3-18,4-26	ALA33MP221	3-20,4-28		
ALA33MP170	3-18,4-26	ALA33MP222	3-20,4-28		

By Order of the Secretary of the Army:

W. C. WESTMORELAND,
General, United States Army,
Chief of Staff.

Official:

VERNE L. BOWERS,
Major General, United States Army,
The Adjutant General.

Distribution:

Active Army:

USASA (2)	LBAD (14)
CNGB (1)	TOAD (14)
ACSC-E (2)	ATAD (10)
Dir of Trans (1)	LEAD (7)
Cof Engrs (1)	NAAD (5)
CofSptS (1)	SVAD (5)
TSG (1)	APG (3)
USAARENBD (2)	DPG (3)
USAFABD (2)	JPG (3)
USAMB (10)	ATS (1)
USAMC (1)	MAAG (1)
USAMICOM (4)	USARMIS (1)
USASTRATCOM (4)	USAERDAW (5)
USATECOM (2)	USAERDAA (2)
USAESC (70)	USACRREL (2)
LOGCOMD (5)	Sig FLDMS (2)
USACDC (2)	Units org under fol TOE (2 ea.):
USACDC Agcy (1)	6-100
USACDCEC (10)	6-185
CONARC (5)	6-186
ARADCOM (2)	6-200
ARADCOM Rgn (2)	6-201
OS Maj Comd (4)	6-300
MDW (1)	6-302
Armies (2)	6-525
Corps (2)	6-526
1st Cav Div (3)	6-575
Instl (2) except	6-576
Ft Carson (19)	6-700
Ft Gordon (10)	6-701
Ft Huachuca (10)	7
WSMR (3)	7-100
Svc Colleges (2)	11-117
USAFAS (10)	11-158
USAARMS (5)	11-500(AA-AC)
USASESS (5)	17
USAIS (2)	17-100
USAES (2)	29-134
USAINTS (3)	29-136
Gen Dep (2)	37
Sig Sec, Gen Dep (5)	37-100
Sig Dep (10)	39-51
Army Dep (2) except	57
SAAD (30)	67-2

ARNG & USAR: None.

For explanation of abbreviations used, see AR 310-50.

TM 11-6660-238-25P BALLOON INFLATION AND LAUNCHING DEVICE ML-594/U-1972